


Product Catalogue

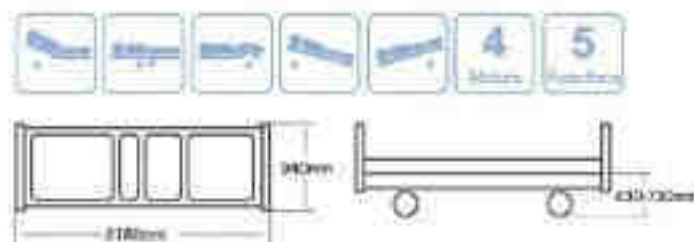


**Lakshaya
Enterprise**

Email ID: lakshaya.enterprise@gmail.com, lakshaya.enterprise02@gmail.com
lakshaya.enterprise03@gmail.com

Mobile No.: +91-9311302145 website: www.lakshayaenterprise.com

ICU BED (ELECTRIC) LK-399



- Advance linear actuator system [04 Pcs Motor, 01 Pc Control box, 01 Pcs Handset].
- Four Pieces individual Side-rails, ABS Moulded.
- ABS Head and Foot Panel with locking and corner buffer.
- Framework Made-up of M.S. Tubes.
- 4 section top made-up of Oval perforated CRCA M.S. Sheet.
- Bed Mounted on 5" Central Locking Castors, Durable and quiet.
- S.S. Telescopic I.V. Rod with 4 Hook and at 4 Locations.
- Holder for Urine Bag.
- Sitting position adjustable.
- Finish: Pre-treated & Epoxy Powder Coated.
- Overall Approx. Size: 2180L x 940W x 430-730H MM.
- Positions Obtained function by Hand Remote:
 - * Hi-Low
 - * Backrest elevation
 - * Knee rest elevation
 - * Trendelenburg / Reverse Trendelenburg
- Optional
 - * 4 Section Mattress

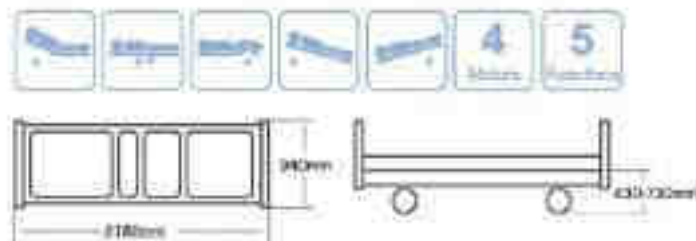
5" Central Locking Castors.



Also available in Wooden Colour



ICU BED (ELECTRIC) LK-799



- Advance linear actuator system [04 Pcs Motor, 01 Pc Control box, 01 Pcs Handset].
- Four Pieces individual Side-rails, ABS Moulded.
- ABS Head and Foot Panel with locking and corner buffer.
- Framework Made-up of M.S. Tubes.
- 4 section top made-up of Oval perforated CRCA M.S. Sheet.
- Bed Mounted on 5" Castors, Two with Brakes.
- S.S. Telescopic I.V. Rod with 4 Hook and at 4 Locations.
- Holder for Urine Bag.
- Sitting position adjustable.
- Finish: Pre-treated & Epoxy Powder Coated.
- Overall Approx. Size: 2180L x 940W x 430-730H MM.
- Positions Obtained function by Hand Remote:
 - * Hi-Low
 - * Backrest elevation
 - * Knee rest elevation
 - * Trendelenburg / Reverse Trendelenburg
- Optional
 - * 4 Section Mattress

5" Castors, Two with Brakes

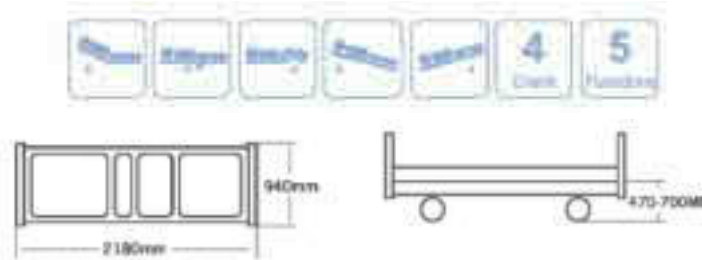


Also available in Wooden Colour



ICU BED (MECHANICAL)

LK-349



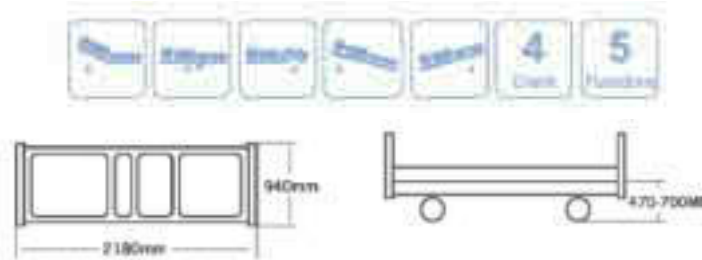
- Four Pieces Individual Side-rails, ABS Moulded.
- ABS moulded Head and Foot Panel with locking and corner buffer.
- Framework Made-up of M.S. Tubes.
- 4 sections top made-up of Oval perforated CRCA M.S. Sheet.
- Bed Mounted on 5" Castor, 2 with brakes.
- S.S. Telescopic I.V. Rod with 4 Hook and at 4 Locations.
- Holder for Urine Bag.
- Finish: Pre-treated & Epoxy Powder Coated.
- Overall Approx. Size: 2180L x 940W x 470-700H MM.
- Positions Obtained by Smooth Crank System with Foldable Handle
 - * Hi-Low
 - * Backrest Elevation.
 - * Knee rest elevation
 - * Trendelenburg / Reverse Trendelenburg
- Optional
 - * 4 Section Mattress

Also available in Wooden Colour



ICU BED (MECHANICAL)

LK-011



- Two Pieces individual detachable Side-rails, Stainless Steel.
- Stainless steel Head and Foot Panel with laminated board.
- Framework Made-up of M.S. Tubes.
- 4 section top made-up of Oval perforated CRCA M.S. Sheet.
- Bed Mounted on 5" Castor, 2 with brakes.
- S.S. Telescopic I.V. Rod with 4 Hook and at 4 Locations.
- Holder for Urine Bag.
- Finish: Pre-treated & Epoxy Powder Coated.
- Overall Approx. Size: 2180L x 940W x 470-700H MM
- Positions Obtained by Smooth Crank System with Foldable Handle
 - * Hi-Low
 - * Backrest Elevation.
 - * Knee rest elevation
 - * Trendelenburg / Reverse Trendelenburg
- Optional
 - * 4 Section Mattress

HOSPITAL FOWLER BED - (ABS Panels & ABS Side Railings) LK-489



- Four Pieces individual side rails , ABS Moulded.
- ABS Moulded Head and Foot panel with locking and corner buffer.
- Frame work made of Rectangular M.S. Tube
- 4 section top made up of Oval perforated CRCA MS Sheet.
- Bed Mounted on 4" Dia Castor. 2 with brakes.
- Holder for Urine bag.
- Four Location for IV Rod.
- Overall Approx Size: 2090L x 910W x 600H MM.
- Finish: Pretreated & Epoxy Powder Coated
- Positions obtained by Smooth Crank System with foldable handles
 - * Backrest elevation
 - * Kneerest elevation
- Optional :
 - 4 Section Mattress
 - S.S. Telescopic I.V.Rod

Also Available in Fully Electric

HOSPITAL FOWLER BED - (Heavy ABS Panels & ABS Side Railings) LK-489H

- Four Pieces individual side rails , ABS Moulded.
- Heavy ABS Head and Foot panel with locking and corner buffer.
- Frame work made of Rectangular M.S. Tube.
- 4 section top made up of Oval perforated CRCA MS Sheet.
- Bed Mounted on 4" Dia Castor. 2 with brakes.
- Holder for Urine bag.
- Four Location for IV Rod.
- Overall Approx Size: 2090L x 910W x 600H MM.
- Finish: Pretreated & Epoxy Powder Coated.
- Positions obtained by Smooth Crank System with foldable handles:
 - * Backrest elevation
 - * Kneerest elevation
- Optional :
 - 4 Section Mattress
 - S.S. Telescopic I.V.Rod

Also Available In Fully Electric



HOSPITAL FOWLER BED - (ABS Panels) LK-809



- ABS Moulded Head and Foot panel with locking and corner buffer.
- Frame work made of Rectangular M.S. Tube
- 4 section top made up of Oval perforated CRCA MS Sheet.
- Bed Mounted on 4" Dia Castor. 2 with brakes.
- Holder for Urine bag.
- Four Location for IV Rod.
- Overall Approx Size: 2090L x 910W x 600H MM.
- Finish: Pretreated & Epoxy Powder Coated
- Positions obtained by Smooth Crank System with foldable handles:
- Backrest elevation
- Kneerest elevation
- Optional :
- 4 Section Mattress
- S.S. Telescopic I.V.Rod
- S.S. Collapsible Railing
- Aluminium Railing

HOSPITAL FOWLER BED - (SS Panels) LK-3501

- Stainless Steel Head and Foot Panel with laminated board.
- Frame work made of Rectangular M.S. Tube
- 4 section top made up of Oval perforated CRCA MS Sheet.
- Bed Mounted on 4" Dia Castor. 2 with brakes.
- Holder for Urine bag.
- Four Location for IV Rod.
- Overall Approx Size: 2090L x 910W x 600H MM.
- Finish: Pretreated & Epoxy Powder Coated
- Positions obtained by Smooth Crank System with foldable handles:
- Backrest elevation
- Kneerest elevation
- Optional :
- 4 Section Mattress
- S.S. Telescopic I.V.Rod
- S.S. Collapsible Railing
- Aluminium Railing



HOSPITAL FOWLER BED

LK-2001



- Tubular head and Foot Bows of unequal height with vertical tube support.
- Frame work made of M.S. Tube
- 4 section top made up of Oval perforated CRCA MS Sheet.
- Bed Mounted on 4" Dia Castor. 2 with brakes.
- Holder for Urine bag.
- Four Location for IV Rod.
- Overall Approx Size: 2090L x 910W x 600H MM.
- Finish: Pretreated & Epoxy Powder Coated
- Positions obtained by Smooth Crank System with foldable handles:
- Backrest elevation
- Kneerest elevation
- Optional :
- 4 Section Mattress (USI- 5001C)
- S.S. Telescopic I.V.Rod (USI- 5002)
- S.S. Collapsible Railing (USI- 5020)
- Aluminium Railing

PEDIATRIC BED

LK-1101

- Main frame of rectangular pipe
- Perforated CRCA sheet top.
- Tubular head & foot bows of equal height with vertical tube supports on PVC stumps.
- Drop down type safety side railings are provided.
- Size: 137L x 76W x 60H cms.
- Finish Pre-treated & Epoxy Powder Coating finish.



M.S. HOSPITAL SEMI FOWLER BED - (ABS Panels) LK-569



- Frame work made of Rectangular M.S. Tube
- 2 Section Top made of perforated M.S. Sheet.
- Back Rest Section, manoeuvred by Screw Handle from Foot End
- ABS moulded. Head & Foot Panels.
- Location for Four I.V. Rod.
- Overall Size: 206L x 90W x 60H cms.
- Finish: Epoxy Powder Coated.

SS HOSPITAL SEMI FOWLER BED LK-3001

- Frame work made of Rectangular M.S. Tube
- 2 Section Top made of perforated M.S. Sheet.
- Back Rest Section, manoeuvred by Screw Handle from Foot End
- SS Head & Foot Bows with laminated panels.
- Location for Four I.V. Rod.
- Overall Size: 206L x 90W x 60H cms.
- Finish: Epoxy Powder Coated.



HOSPITAL SEMI FOWLER BED LK-1501



- Frame work made of Rectangular / Square M.S. Tube
- 2 Section Top made of perforated CRCA MS sheet.
- Back Rest Section, manoeuvred by Screw Handle from Foot End
- Tubular Head & Foot Bows of unequal height.
- Location for Four I.V. Rod.
- Overall Size: 206L x 90W x 60H cms.
- Finish: Epoxy Powder Coated.

HOSPITAL SEMI FOWLER BED - (Wire-mesh) LK-259



- Frame work made of Rectangular / Square M.S. Tube
- 2 Section Top made of Welded Wire Mesh.
- Back Rest Section, manoeuvred by Screw Handle from Foot End
- Tubular Head & Foot Bows of unequal height.
- Location for Four I.V. Rod.
- Overall Size: 206L x 90W x 60H cms.
- Finish: Epoxy Powder Coated.

HOSPITAL PLAIN BED LK-2101

- Frame work made of Rectangular / Square M.S. Tube
- Top made of perforated CRCA MS sheet.
- Tubular Head & Foot Bows of unequal height.
- Location for Four I.V. Rod.
- Overall Size: 206L x 90W x 60H cms.
- Finish: Epoxy Powder Coated.



lakshaya.enterprise@gmail.com

HOSPITAL WARD BED - (Wire-mesh) LK-359



- Frame work made of Rectangular / Square M.S. Tube
- Top made of Welded Wire Mesh.
- Tubular Head & Foot Bows of unequal height.
- Location for Four I.V. Rod.
- Overall Size: 206L x 90W x 60H cms.
- Finish: Epoxy Powder Coated.

ATTENDANT BED CUM CHAIR LK-1010



- Frame work made of Rectangular MS Tubes.
- Pull-Out Design for Easy Transforming Recliner into Bed.
- The Fabric is pressed artificial leather.
- Legs fitted with PVC Stumps.
- Overall Size: 190L x 62L x 58H cms.
- Finish : Pre treated and Epoxy Powder Coated.

ATTENDANT BED LK-4601

- Frame work made of rectangular / square M.S. Tube.
- 5 Cm Foam Padded top covered with rexine.
- Legs fitted with PVC stumps.
- Overall Size: 180L x 60W x 46H cms.
- Finish : Epoxy Powder Coated.




4 SECTION MATTRESS FOR ICU BED

LK-C1005

10cms thick, 32/40 density foam mattress covered with rexine closed with zip at one end

Single Mattress for Plain Bed



Two Section Mattress for Semi-Fowler Bed



Four Section Mattress for Fowler / I.C.U. Bed



OBSTETRIC DELIVERY BED IN 2 PARTS (2 SECTION) LK-OD29

Technical Specifications

- Approx. Dimensions: 72"L x 30"W x 30"H
- Tubular frame work made in two section
- Body section with legs mounted on PVC stumps
- Leg section on swivel castors with brakes
- Two section cushioned top
- Height adjustable a pair of knee crutches
- Pre treated & Epoxy powder coated



OBSTETRIC DELIVERY TABLE (3 SECTION) LK-OD30



Technical Specifications

- Approx. Dimension 2 72" L x 22" W x 30" H
- Rectangular & square tube frame work mounted on PVC stumps
- Three sections cushioned top
- Backrest, seat, leg section adjustable by hand lever
- Complete with SS bowls
- Height adjustable a pair of knee crutches
- Pre treated & Epoxy Powder Coated

DELIVERY BED (TELESCOPIC) LK-OD31

Technical Specifications

- Approx. Size : Body section - 1000L x 800W x 750H mm, Leg section - 900L mm.
- Bed, Labour and Delivery made in 2 section, body section with legs mounted on rubber tips
- Leg section swivel castors with brakes
- Leg section can be completely recessed under the body section supports for legs holders with solid mechanism to fix leg holders at required height & width
- Filled mattress- pad and cover mattress pad in 2 section
- Supplied with 2 knee crutches adjustable in height & width Knockdown construction
- Epoxy powder coated finish



LABOUR DELIVERY ROOM BED (ELECTRIC) LK-DB11

Technical Specifications

- Overall Size: 1880Lx 660W x 600 — 800H mm
- Tubular frame work mounted on 125mm dia. central locking castor.
- Three section top made of Bakelite sheet covered with 3 section mattress
- Trendelenburg / Reverse Trendelenburg positions, height adjustment, back section adjustment through electronic actuator system.
- Leg end section can slide under the main section
- Height adjustable a pair of foam padded Knee crutches.
- S.S. Telescopic I.V. Rod with 4 hooks
- Detachable S.S. Tray
- ABS Head Panel.
- S.S. Grip Handles.



LABOUR DELIVERY ROOM BED (HYDRAULIC) LK-DB12

Technical Specifications

- Overall Size: 1880Lx 660W x 600-800Hcms
- Tubular frame work mounted on 125mm dia central locking castor.
- Three section top made of Bakelite sheet covered with mattress
- Trendelenburg / Reverse Trendelenburg positions adjustments through crank mechanism.
- Height adjustment through high quality hydraulic pump.
- Back section adjustment through crank mechanism.
- Leg end section can slide under the main section
- Height adjustable a pair of foam padded knee crutches.
- S.S. Telescopic IV Rod with 4 hooks
- 1 Detachable S.S. tray
- ABS Head Panel



EXAMINATION COUCH WITH CABINET & DRAWERS

LK-560

- Overall approx. Size 1830Lx560Wx820H(mm)
- Fixed upholstered top two section
- Body frame work from CRCA sheet
- Couch fitted with mild steel legs
- Headrest adjustable by gas spring
- Upper Section of box approx. Size 1200Lx450W x 640H (mm) with three siding drawers with separate 3 doors
- B.P. apparatus tray with sliding foot step
- Finish : Pre-treated & Powder coated



GYNAE EXAMINATION COUCH WITH CABINET & DRAWERS

LK-561

- Overall approx. Size 1830Lx560Wx820H(mm)
- Fixed upholstered top two section
- Body frame work from CRCA sheet
- Couch fitted with mild steel legs
- Headrest adjustable by gas spring
- Upper Section of box approx. Size 1200Lx450W x 640H (mm) with three siding drawers with separate 3 doors
- B.P. apparatus tray with sliding foot step
- Finish : Pre-treated & Powder coated
- A pair of Lithotomy poles with straps on One end of the Table.



ANTI-DECUBITUS MATTRESS (AIR MATTRESS) LK-310M

- The Air Mattress is specially made for Short term patients.
- It is simple in structure, easy in Operation and better in prevention and cure of bed sores.



TUBULAR AIR MATTRESS LK-311M

- A 4-Inch high alternating overlay mattress system.
- Maximum weight capacity 140 Kgs.
- Visual low pressure alarm alerts.
- Vapour permeable, water resistant cover.
- Ventilated bladders provide ventilation in the thoracic / sacral region, reduced skin maceration.
- Emergency CPR deflation for rapid deflation of mattress.



BED SIDE SCREEN (3 PANELS)

LK-BS721

- Overall Size : 1680H x 2450L mm
- M.S. Tubular frame work made of 19mm x 18G in Three Section.
- Legs amde of 25mm x 18G mounted on 5cms castors with hooks and spring wire along with curtains
- Each span 810mm Wide
- Finish : Pre-treated and Epoxy Powder Coated




BED SIDE SCREEN (4 PANELS)

LK-BS722

- Overall Size : 1680H x 2450L mm
- M.S. Tubular frame work made of 19mm x 18G in Four Section.
- Legs amde of 25mm x 18G mounted on 5cms castors with hooks and spring wire along with curtains
- Each span 610mm Wide
- Finish : Pre-treated and Epoxy Powder Coated



EMERGENCY & RECOVERY TROLLEY (HYDRAULIC) LK-ER96



Lakshaya
Enterprise

Technical Specifications

- Overall approx dimensions 210Lx65W cms.
- Two section top with removable X-ray permeable stretcher, made of pre-laminated board supported on tubular frame.
- Height adjusted by foot operated imported hydraulic pump from 65 — 95 cms
- Gas spring assisted Trendelenburg / Reverse Trendelenburg positions
- Backrest raised on ratchet
- Four Swivel castors. 5" dia, two with brake
- Synthetic rubber covered pushing handles
- Sliding X-Ray cassette holder
- Oxygen cylinder cage & storage tray
- S.S. I.V. Rod along with provision at four location and swing away type stainless steel siderails.
- Pre-treated & Epoxy Powder Coated finish
- Supplied with Mattress.



EMERGENCY & RECOVERY TROLLEY (MECHANICAL) LK-ER97

Technical Specifications

- Overall approx dimensions 210Lx65W cms.
- Two section top with removable X-ray permeable stretcher, made of pre-laminated board supported on tubular frame.
- Height, Trendelenburg / Reverse Trendelenburg positions obtained by crank mechanism with foldable handles.
- Backrest raised on ratchet.
- Four Swivel castors. 5" dia, two with brake
- Synthetic rubber covered pushing handles
- S.S. I.V. Rod along with provision at two location and Collapsible stainless steel side rails.
- Pre-treated & Epoxy Powder Coated finish
- Supplied with Mattress.




lakshaya.enterprise@gmail.com

Images shown above are for indicative purpose only!

LUXURIOUS STRETCHER

LK-303



Lakshaya
Enterprise



- Stretcher trolley with adjustable Back rest & adjustable height
- Back Rest adjustable by gas spring & Height adjustable by crank mechanism
- Size: 1930 L— 595 W— 530/820 H (mm)
- Framework made of mild steel epoxy coated finish with ABS Plastic Top
- Two easy lifting guardrails (One on each side) made of PE engineering plastic, which are safe and reliable, and can be fixed upward and downward
- 125mm dia noiseless castors with simultaneous braking system which locks / unlocks 2 castors with single pedal press
- Equipped with separate directional wheel (5th Wheel) for easy operation only by one person
- International quality structure and functionality to satisfy the needs of the best hospital and Operation theaters

lakshaya.enterprise@gmail.com

Images shown above are for indicative purpose only!

OPERATING TABLE ELECTRIC CUM MANUAL (MOBILE) LK-OT115




SPECIAL FEATURES:

- Power supply 220V, 50- 60Hz with integrated Batteries.
- Corded Hand Remote.
- Six Section Radio Translucent Top.
- With 250MM Sliding Top which is Suitable for C-ARM and X-ray Procedures.
- Six section Removable Mattress.
- Matt finished polished in high quality Stainless steel Base cover, Column cover and Top frame.
- Lateral Guide rails for attachment of accessories in Stainless steel.
- Detachable and Interchangeable Head and Leg Section.
- Drivability by four Double leading Castors with Central Brake.
- Powered Height Adjustment from 785mm- 1035mm
- Powered Trendlenburg / Reverse Trendlenburg from 16°- 24°
- Powered Lateral Tilt Right / Left from 29°- 25°
- Powered Sliding Top of 10"
- Powered Backrest from 80°- 15°
- Gas Spring supported adjustment of Leg section to 90° down and 180° split.
- Gas Spring supported adjustment of Head Section to 27° down- 35° up
- Manually adjustment by crank of Kidney Bridge to 135mm
- All positions are Electrically operated as well as Manually.
- Standard Accessories: Side support, shoulder support, L frame, lithotomy crutches and handrest.
- Overall size: 2030 L x 590 W mm

OPERATING TABLE ELECTRIC (MOBILE)

LK-OT105



Lakshaya
Enterprise



SPECIAL FEATURES:

- Power supply 220V, 50- 60Hz with integrated Batteries.
- Corded Hand Remote.
- Six Section Radio Translucent Top.
- With 250MM Sliding Top which is Suitable for C-ARM and X-ray Procedures.
- Six section Removable Mattress.
- Matt finished polished in high quality Stainless steel Base cover, Column cover and Top frame.
- Lateral Guide rails for attachment of accessories in Stainless steel.
- Detachable and Interchangeable Head and Leg Section.
- Drivability by four Double leading Castors with Central Brake.
- Powered Height Adjustment from 785mm- 1035mm
- Powered Trendlenburg / Reverse Trendlenburg from 16°- 24°
- Powered Lateral Tilt Right / Left from 29°- 25°
- Powered Sliding Top of 10"
- Powered Backrest from 80°- 15°
- Gas Spring supported adjustment of Leg section to 90° down and 180° split.
- Gas Spring supported adjustment of Head Section to 27° down- 35° up
- Manually adjustment by crank of Kidney Bridge to 135mm
- Standard Accessories: Side support, shoulder support, L frame, lithotomy crutches and handrest.
- Overall size: 2030 L x 590 W mm

lakshaya.enterprise@gmail.com

Images shown above are for indicative purpose only!

OPERATING TABLE ELECTRIC CUM MANUAL (MOBILE) LK-OT113



SPECIAL FEATURES:

- Power supply 220V, 50- 60Hz with integrated Batteries.
- Corded Hand Remote.
- Five Section Radio Translucent Top Suitable for C-ARM and X-ray Procedures.
- Five section Removable Mattress.
- Matt finished polished in high quality Stainless steel Base cover, Column cover and Top frame.
- Lateral Guide rails for attachment of accessories in Stainless steel.
- Detachable and Interchangeable Head and Leg Section.
- Drivability by four Double leading Castors with Central Brake.
- Powered Height Adjustment from 780mm- 1030mm
- Powered Trendlenburg / Reverse Trendlenburg from 20°- 20°
- Powered Lateral Tilt Right / Left from 24°- 24°
- Powered Flex and reflex position from 80°- 15°
- Manually Adjustment of Leg section to 90° down. Split away leg section to 180° as optional accessory
- Manually Adjustment of Head Section to 90° down- 90° up
- Manually adjustment by crank of Kidney Bridge to 135mm
- All positions are Electrically operated as well as Manually.
- Standard Accessories: Side support, shoulder support, L frame, lithotomy crutches and handrest.
- Overall size: 1990 L x 575 W mmppport, L frame, lithotomy crutches and handrest.
- Overall size: 2030 L x 590 W mm

OPERATING TABLE ELECTRIC (MOBILE)

LK-OT103



Lakshaya
Enterprise



SPECIAL FEATURES:


- Power supply 220V, 50- 60Hz with integrated Batteries.
- Corded Hand Remote.
- Five Section Radio Translucent Top Suitable for C-ARM and X-ray Procedures.
- Five section Removable Mattress.
- Matt finished polished in high quality Stainless steel Base cover, Column cover and Top frame.
- Lateral Guide rails for attachment of accessories in Stainless steel.
- Detachable and Interchangeable Head and Leg Section.
- Drivability by four Double leading Castors with Central Brake.
- Powered Height Adjustment from 780mm- 1030mm
- Powered Trendlenburg / Reverse Trendlenburg from 20°- 20°
- Powered Lateral Tilt Right / Left from 24°- 24°
- Powered Flex and reflex position from 80°- 15°
- Manually Adjustment of Leg section to 90° down. Split away leg section to 180° as optional accessory
- Manually Adjustment of Head Section to 90° down- 90° up
- Manually adjustment by crank of Kidney Bridge to 135mm
- Standard Accessories: Side support, shoulder support, L frame, lithotomy crutches and handrest.
- Overall size: 1990 L x 575 W mm

lakshaya.enterprise@gmail.com

Images shown above are for indicative purpose only!

OPERATING TABLE ELECTRIC CUM MANUAL

LK-OT802



Lakshaya
Enterprise



SPECIAL FEATURES:


- Power supply 220V, 50- 60Hz with integrated Batteries.
- Corded Hand Remote.
- Five Section Radio Translucent Top Suitable for C-ARM and X-ray Procedures.
- Five section Removable Mattress.
- Matt finished polished in high quality Stainless steel Base cover, Column cover and Top frame.
- Lateral Guide rails for attachment of accessories in Stainless steel.
- Detachable and Interchangeable Head and Leg Section.
- Floor locking provided on both sides of the table.
- Powered Height Adjustment from 770mm- 1020mm
- Powered Trendlenburg / Reverse Trendlenburg from 20°- 20°
- Powered Lateral Tilt Right / Left from 24°- 24°
- Powered Flex and reflex position from 80°- 15°
- Manually Adjustment of Leg section to 90° down. Split away leg section to 180° as optional accessory
- Manually Adjustment of Head Section to 90° down- 90° up
- Manually adjustment by crank of Kidney Bridge to 135mm
- Standard Accessories: Side support, shoulder support, L frame, lithotomy crutches and handrest.
- Overall size: 1990 L x 575 W mm

lakshaya.enterprise@gmail.com

Images shown above are for indicative purpose only!

OPERATING TABLE ELECTRIC (CENTER PILLAR)

LK-OT902



Lakshaya
Enterprise



SPECIAL FEATURES:

- Power supply 220V, 50- 60Hz with integrated Batteries.
- Corded Hand Remote.
- Five Section Radio Translucent Top Suitable for C-ARM and X-ray Procedures.
- Five section Removable Mattress.
- Matt finished polished in high quality Stainless steel Base cover, Column cover and Top frame.
- Lateral Guide rails for attachment of accessories in Stainless steel.
- Detachable and Interchangeable Head and Leg Section.
- Floor locking provided on base of the table.
- Powered Height Adjustment from 770mm- 1020mm
- Powered Trendlenburg / Reverse Trendlenburg from 20°- 20°
- Powered Lateral Tilt Right / Left from 24°- 24°
- Powered Flex and reflex position from 80°- 15°
- Manually Adjustment of Leg section to 90° down. Split away leg section to 180° as optional accessory
- Manually Adjustment of Head Section to 90° down- 90° up
- Manually adjustment by crank of Kidney Bridge to 135mm
- Standard Accessories: Side support, shoulder support, L frame, lithotomy crutches and handrest.
- Overall size: 1990 L x 575 W mm

lakshaya.enterprise@gmail.com

Images shown above are for indicative purpose only!

OPERATING TABLE (ELECTRIC)


LK-OT25



SPECIAL FEATURES:

- Power supply 220V, 50- 60Hz.
- Corded Hand Remote.
- Five Section Radio Translucent Top Suitable for C-ARM and X-ray Procedures.
- Five section Removable Mattress.
- Matt finished polished in high quality Stainless steel Base cover, Column cover and Top frame.
- Lateral Guide rails for attachment of accessories in Stainless steel.
- Detachable and Interchangeable Head and Leg Section.
- Floor locking provided on base of the table.
- Powered Height Adjustment from 770mm- 1020mm
- Powered Trendlenburg / Reverse Trendlenburg from 20°- 20°
- Powered Lateral Tilt Right / Left from 24°- 24°
- Powered Flex and reflex position from 80°- 15°
- Manually Adjustment of Leg section to 90° down. Split away leg section to 180° as optional accessory
- Manually Adjustment of Head Section to 90° down- 90° up
- Manually adjustment by crank of Kidney Bridge to 135mm
- Standard Accessories: Side support, shoulder support, L frame, lithotomy crutches and handrest.
- Overall size: 1990 L x 575 W mm

OPERATING TABLE ELECTRIC (CENTER PILLAR) LK-OT302



Lakshaya
Enterprise



SPECIAL FEATURES:

- Five Section Radio Translucent Top Suitable for C-ARM and X-ray Procedures.
- Five section Removable Mattress.
- High quality Stainless steel Base cover, Column cover and Top frame.
- Lateral Guide rails for attachment of accessories in Stainless steel.
- Detachable and Interchangeable Head and Leg Section.
- Floor locking provided on base of the table
- Height Adjustment by foot operated hydraulic Pump from 740-965mm.
- Manually adjustment of Trendlenburg / Reverse Trendlenburg from 22° - 24°
- Manually adjustment of Lateral Tilt Right / Left from 24°
- Manually adjustment of Flex and reflex position from 80° - 15°
- Manually adjustment of Leg section to 90° down.
- Manually adjustment of Head Section to 90° up and 90° down
- Manually adjustment by crank of Kidney Bridge to 135mm.
- Standard Accessories: Side support, shoulder support, L frame, lithotomy crutches and handrest.
- Overall size: 1990 L x 575 W mm



**ELECTRICALLY
HI-LOW
LK-OT302E**

lakshaya.enterprise@gmail.com

Images shown above are for indicative purpose only!

OPERATING TABLE HYDRAULIC SIDE END CONTROL LK-OT102



Lakshaya
Enterprise



SPECIAL FEATURES:

- Five Section SS Top with Removable Mattress.
- Stainless steel Base cover and Column cover.
- Lateral Guide rails for attachment of accessories in Stainless steel.
- Detachable and Interchangeable Head and Leg Section.
- Floor locking provided on base of the table.
- Height Adjustment by foot operated hydraulic Pump from 740- 965mm.
- Manually adjustment of Trendlenburg / Reverse Trendlenburg from 22°-24°
- Manually adjustment of Lateral Tilt Right / Left from 24°
- Manually adjustment of Flex and reflex position from 80°- 15°
- Manually adjustment of Leg section to 90° down.
- Manually adjustment of Head Section to 90° up and 90° down
- Manually adjustment by crank of Kidney Bridge to 100mm.
- Standard Accessories: Side support, shoulder support, L frame, lithotomy crutches and handrest.
- Overall size: 1950 L x 500 W mm




**ELECTRICALLY
HI-LOW
LK-OT102E**

lakshaya.enterprise@gmail.com

Images shown above are for indicative purpose only!

ORTHOPAEDICS ATTACHMENT (FLOOR/HANGING TYPE) LK-OT602



Lakshaya
Enterprise

lakshaya.enterprise@gmail.com



Floor Type

ATTACHMENT ACCESSORIES INCLUDES

1. Orthopedic Section
2. Pelvic Rest
3. Pelvic Support (Radio Translucent)
4. Inner thigh support (Radio Translucent)
5. Foot Plate with Ortho shoes
6. Tibia Attachment
7. Hand Surgery table (Radio Translucent)



HAND SURGERY



HANGING TYPE

SPINAL ATTACHMENT (OPTIONAL)



STANDARD ACCESSORIES



IMPORTED LITHOTOMY STIRRUPS & GEL PADS (OPTIONAL)



AUTOPSY TABLE

Model No : AMP-0701

Product Description

- Autopsy table in stainless steel 304 (18/10);
- Table with 40 mm trim for drain connection;
- Table should be fixed to the floor;
- The table should include the connection to the building's sewer system



MORTUARY CHAMBER FOR 9 CORPSES

Model No : AMP-0702

Product Description

- Positive temperature chamber for the preservation of corpses;
- Possibility of choice of opening: right or left;
- Exterior and interior finish in stainless steel;
- High density expanded polyurethane insulation (80 kg / m³), free of CFC and HCFC (value K=0.258 W / m² °C);
- Doors manufactured with the same high quality materials;
- Interchangeable extruded polymer seals;
- Reinforced high strength hinges;
- 30x30 mm stainless steel tubular Internal structure;
- Self-supporting internal structure;
- Reinforced stainless steel concave tray for collection of biological liquids;
- The tray should include connection to the sewer and drainage systems of the building;
- The trays should be provided with casters for easy sliding on the guides.



HEADREST FOR AUTOPSY TABLE

Model No : AMP-0705

Product Description

- This equipment made of polymer, plastic, rubber or stainless steel assists in positioning the head on the Autopsy Table;
- It is anatomically adaptable for paediatric or adult use.



AUTOPSY INSTRUMENTS SET

Model No : AMP-0706

Product Description

- These instruments should be developed and produced on the basis of high-quality technologies and raw materials (stainless steel);
- They must be highly accurate, efficient and anti-staining instruments;
- The set should be housed in a stainless steel case of appropriate dimensions and should be formed by at least:
 - o 1- 8 cm blade cartilage knife;
 - o 1- 20 cm Mallet;
 - o 1- autopsy 13 cm blade knife;
 - o 1- 20 cm straight Ratchet;
 - o 1- Pair of 20 cm gut scissors;
 - o 1- Pair of reinforcement shears.
 - o 1- Pair of 19 cm Liston straight scissors;
 - o 1- 29 cm Satterlee saw.
 - o 1- Pair of dissection pliers with 16 cm claws.
 - o 1- Weitlaner Retractor.
 - o 1- Pair of 16 cm clawless dissection pliers.




MORTUARY MECHANICAL SCALE

Model No : AMP-0707

Product Description

- Mechanical scale with analogic display;
- Load capacity: 15 kg (precision: 25 g);
- Dimensions: o Overall length: 1016 mm
- Selector: 330 mm diameter, chrome plated housing;
- Tray: 368 mm in stainless steel with perforated lower part for drainage of biological liquids;



INFANT INCUBATOR

Model No : AMP-0303

Product Description

- Body in anodized aluminium plate;
- Compact size;
- Seated in 150 mm castors with brake, for easy movement;
- Dimensions: 550x680x480 mm (length x width x height);
- Bottom with 2 drawer blocks in soft painted steel;
- Parallelepiped top with a capacity of 25 litres, transparent glass, top with lid;
- Sides with round openings for hand passing on accommodation and treatment of the new-born;
- Unit with adjustable serum support;
- Control panel of temperatures, heating, oxygen and other vital products;
- Electrical operation: 220V/50Hz.



WASTE CONTAINERS (700 LITRES)

Model No : WC-700

Product Description

- These Four Wheel Waste Bin provided by us are used for large areas like petrol pumps, warehouses, chemical factories, etc. It is also used to store chemical / oil absorbent products to be used in times of emergency spills in work areas.
- Our four wheeled bins are available in with durable castor wheel support for easy movement.

Some of its features include

- Providing convenient usage value, Cover support for maintaining hygiene levels in the surroundings, providing suitable support for dust collection and disposal, choice of other size options to pick from.

Design:

- High resistance to Heat and radiation
- UV stabilized
- Environment friendly and easy to clean ■



BIOMEDICAL WASTE VACUUM STERILIZER

Model No : TSQ-23098

Application Range:

- The sterilizer is used for the sterilizing the clothes, apparatus, vessels, culture medium, small amount of liquid in the unsealed bottles.

Quality System:

- The sterilizer is strictly designed and manufactured according to ISO 9001-2000 and ISO 13485-2003 quality system. It is implemented by International relative standard. The sterilizer conforms to the CE standard. The performance is stable and the quality is reliable.

Safety System:

- The sterilizer has the multiple safety structures, including overpressure protection, low water-level protection, door interlocking system, electric appliance overloading and short circuit protection, which ensure the safety operation.

Heat Emissions Protection:


- The sterilizer's chamber is covered with mineral wool to protect the heat emission.

Material	: Stainless Steel
Steel Grade	: SS304
Steam Pressure	: 0.027MPa
Sterilizing Pressure	: 0.07-0.22Mpa
Sterilizing Temperature	: 115-134 degC
Sterilizing Time	: 1-99minutes



INCINERATOR

Model No : HS-100



Lakshaya
Enterprise



CUTTERS:

- This cutter blocks can be supplied in various widths and hook configurations. The choice of cutters is determined by the throughput and material size requirements, machine size, and the material to be shredded. This cutter blocks are manufactured from high strength alloy steel. This cutter blocks are repairable and in many cases, can be fully reconditioned.

HOPPER:

- This shredders can be supplied with a range of hoppers to suit different feed requirements and materials. Hoppers can be customized to your requirements.

CONTROL PANEL:

- Shredders are supplied with a DOL (Direct on Line) control panel as standard. This panel contains our shredder control card which monitors and protects the shredder.

SERVICE:


- With regular scheduled maintenance, shredder will give many years of trouble free service. We can advise on a maintenance plan for your machine or we can offer our .1I-service capabilities to maintain your machine for you.

SHREDDER TECHNICAL SPECIFICATIONS

- Application : Hospital waste
- Capacity : 100 kg/h
- Cutter block size : 520 X 370 mm
- Hopper opening size : 660 X 603 mm
- Cutting blade thickness : 10 mm
- Number of cutting blades : 51 Pieces
- Motor power : 7.5 kW / 10 HP Gear Box- Direct transmission (European Design)
- Output particle size : Uneven Mixed
- Hopper and support frame : MOC: Hopper IS 2062 Support frame IS 2062
- Cutting blade MOC : Wear-proof blades made of high-strength Hardened Carbon Steel
- Spacer MOC : Mild Steel
- Type of gear box : Perpendicular Direct transmission (European Space saving Design)
- Voltage : 430V / 50Hz
- Machine Dimensions : (Approx.) 116 * 138 * 185 (LWH) cm
- No-load running noise : 75 db.(A)
- Machine Color : Gray and Black
- Net weight of machine : About 900 kg

SHREDDER

Model No : HM-7



Lakshaya
Enterprise



Features:

- Alloy Steel Cutter assembly.
- Cutting Chamber from Germany
- Easy Installation- Plug and Sue design
- Automatic Reverse rotation of blades in case of jamming
- Auto Shut off if loading door is opened during use
- PLC Control

Advantages:


- Achieve high savings in transportation, handling and logistics costs by waste volume reduction.
- Better incineration efficiency if used for pre-treatment
- Ideal for recycling material
- Special Ship board design for ship, vessel and offshore platform garbage. Crucial for meeting MARPOL requirements
- Easy to use
- Skid-mounted models for zero site work
- Prevent branded labels from being misused.
- Sturdy and with many safety features, the equipment gives high performance and uptime.
- Automatic control provides for high operational and energy efficiency.
- customized design ensure suitability of use.

Design and Construction

- The design of the shredders is based on the principle of robustness combined with maintenance-free operation and an extremely high degree of effectiveness with low energy consumption. Keeping the factors in mind, single shaft, two shafts and four shafts (disintegrators) shredders are made.
- The cutter assembly has cutters made of alloy steel for long edge retention and good performance.
- The hopper frame and support assemblies are made of carbon steel with required bracing and these are Painted after Proper surface preparation, using the multi-stage painting process with a view to give enhanced paint life.

Sr. No.	Model	Capacity (Kg/h)	Power Requirement	Weight (Kg)
1	HM3	40-80	2.2 - 3.0	120
2	HM5	50-150	5.5	650
3	HM7	150-250	7.5	750
4	HM11	250-400	7.5 - 11	1500
5	HM22	500-1000	15, 18.5, 22	3000
6	HM45	1000-2000	30, 45	5500

WHEEL CHAIRS



Lakshaya
Enterprise

LK-109
Wheel Chair Folding
(Detachable Armrest & Footrest)



LK-908
Wheel Chair Folding
(Fixed Armrest & Footrest)




LK-709
Aluminum (Detachable
Armrest Footrest)
(With Hand Brakes)

MEASUREMENTS cm MODEL NO.														
LK-109	60(65)	28	41(46)	61	20	50	90	106	40	45	100	80X28X91	19	21
LK-908	60(65)	24	41(46)	59	20	50	87	106	40	45	100	93X24X88	19	21
LK-709	56(61)	28	41(46)	40	15	45	90	100	40	45	100	72X28X72	13	15

lakshaya.enterprise@gmail.com

Images shown above are for indicative purpose only!

WHEEL CHAIRS



Lakshaya
Enterprise

lakshaya.enterprise@gmail.com

Images shown above are for indicative purpose only!



LK-186
Commode Wheel Chair



LK-409
Wheel Chair Folding
(Detachable Armrest & Footrest)



LK-196
Wheel Chair all
Small Wheels
(Commode)



LK-906
Wheel Chair Commode
(Recline Back &
Elevated Foot rest)
(Detachable Armrest & Footrest)

MEASUREMENTS cm MODEL NO.														
LK-906	63	35	44	59	20	52	120	127	43	78	90	97x35x94	23	25
LK-186	66	30	44	59	15	50	95	102	43	51	90	75X43X76	22.6	25.6
LK-409	58(63)	25	41(46)	59	20	50	90	106	40	45	100	80x28x91	19	21
LK-196	48	-	45	12.5	12.5	52	94	090	44	42	100	54x53x53	17	19

PATIENT MEDICINE CUPBOARD (ABS)

LK-C494

- Overall Size : 450L x 450W x 760H mm
- One Drawer
- One Towel Rail
- Four 50mm Castors



PATIENT MEDICINE CUPBOARD (DELUXE)

LK-C811



- Overall Size : 16"L x 16"W x 32"H mm
- CRCA Sheet constructions
- One Box and One Drawer
- Jointless S.S. Top with three sides raised edges.
- Finish : Pre treated and Epoxy Powder Coated

PATIENT MEDICINE CUPBOARD (STANDARD)

LK-C911

- Overall Size : 405L x 405W x 810H mm
- Jointless S.S. Top with three sides raised edges.
- One Box and One Drawer made of M.S. Sheet
- Four MS legs fitted with PVC stumps
- Finish : Pre treated and Epoxy Powder Coated



WASH BASIN STAND (SINGLE)

LK-641

- Five legs base mounted on 5cms castors
- With One approx. 35cms S.S. Basin
- Vertical S.S. tube made of 25mm x 18G
- Basin holder SS tube made of 16mm x 18G
- Finish : Stainless Steel frame with Stainless Steel Basin
- Optional : Also available in Epoxy Powder Coated frame



WASH BASIN STAND (DOUBLE)

LK-441



- Five legs base mounted on 5cms castors
- With Two approx. 35cms S.S. Basin
- Vertical S.S. tube made of 25mm x 18G
- Basin holder SS tube made of 16mm x 18G
- Finish : Stainless Steel frame with Stainless Steel Basin
- Optional : Also available in Epoxy Powder Coated frame

SOILED LINEN TROLLEY WITH PLASTIC BUCKET LK-761M

- Push handle at one end.
- Frame work of CRC tube mounted on 10cms castors.
- Superior quality Plastic Bucket.
- Pre-treated and Epoxy coated finish.
- Also available in S.S. Frame.



SOILED LINEN TROLLEY WITH CANVAS BAG LK-841M

- Frame work of CRC tube mounted on 10cms castors.
- Superior quality canvas bag.
- Pre-treated and Epoxy coated finish.
- Also available in S.S. Frame.



SUCTION MACHINE (0.50 H.F.)

LK-2701

- Powder coated M.S chassis with S.S. Top.
- Noise level of suction apparatus is 50 dB +/- 03 dB
- Electrical requirement- 220- 230V, 50Hz, 1Phase
- Ideal for MTP / medical / surgical procedures
- Rotary Vane Type Vacuum Pump with-740 +/- 10mm Hg
- Free air displacement 35- 40 / min
- Heavy duty HN-65 antistatic castors
- 370 Watt, 1440 RPM, 0.50 H.P. Electric Motor
- 100mm Vacuum Gauge
- Non collapsible Silicon tubing
- 2 x 2_0 Ltrs. Polycarbonate jars with over flow safety
- Bacterial filter fitted on top



SUCTION MACHINE (0.25 H.F.)

LK-1701



- Ward Care Suction Unit
- Powder coated MS Chasis
- Noise level of suction apparatus is 50 dB ± 03 dB
- Electrical requirement- 220- 230VAC, 50Hz, 1Phase
- Ideal for medical and surgical procedures.
- Rotary vane or Diaphragm Vacuum Pump
- with-710 +/- .10mm Hg
- Free air displacement 30-35 L./min
- Heavy duty HN- 50 antistatic castors
- 180Watt, 1440 RPM, 0.25 H.P. Electric Motor
- 76mm Vacuum Gauge
- Non collapsible PVC tubing
- 2 x 1.5 Ltrs. Polycarbonate jars with overflow safety
- Bacterial filter fitted on top
- All parts coming into contact with secretion are autoclave safe

X-RAY VIEW BOX (FLUORESCENT) LK-179

- For One Film
- For Two Film
- For Three Film
- For Four Film



X-RAY VIEW BOX (LED) LK-279

- Lux intensity can be increased and decreased
- ON/OFF is sensor based as well as on direct basis.


Available Sizes:

- For One Film
- For Two Film
- For Three Film
- For Four Film

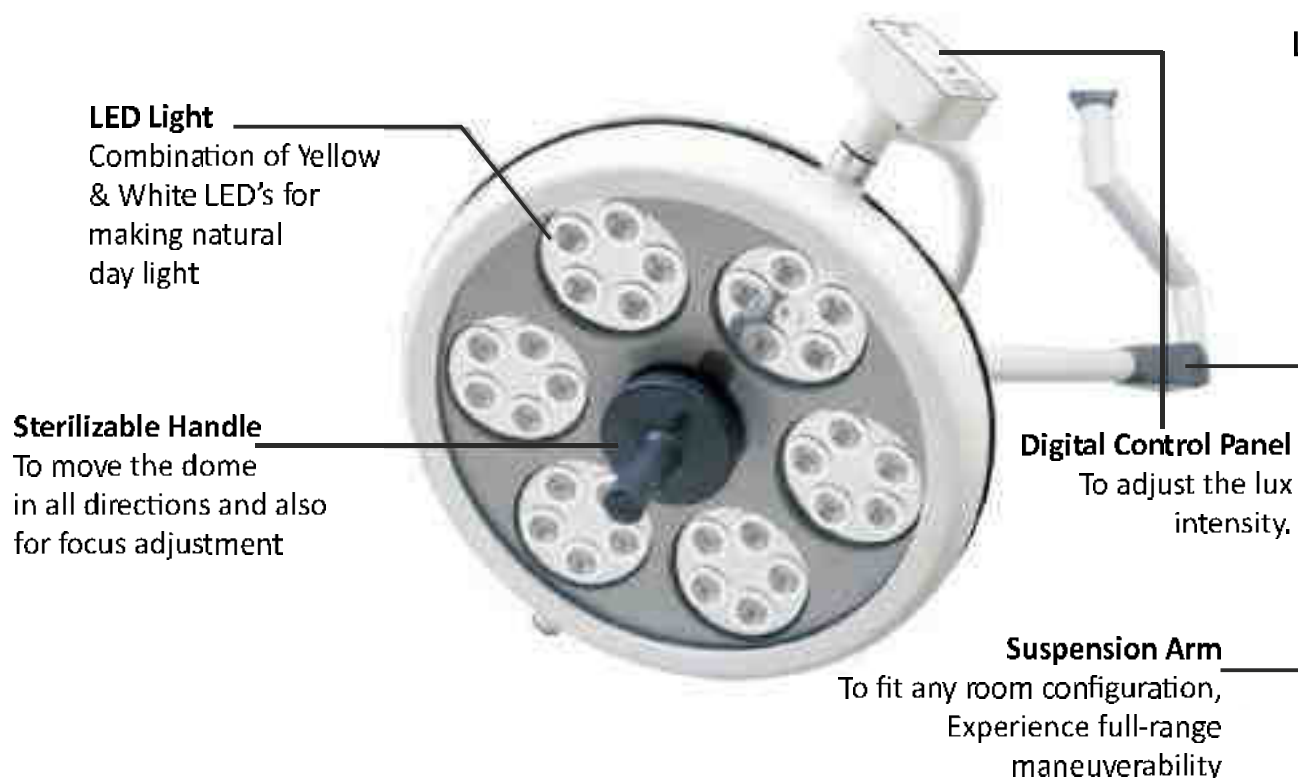


CEILING OT LIGHT - LED (SINGLE DOME)

LK-S03



Lakshaya
Enterprise



Optional : Dual Light Fixture

Advantages

Sterilizable Handle

To move the dome in all directions. After surgery it may be removed easily and soaked in solution or disinfected under high pressure and high temperature.

Constant Depth

The LED modules gives an excellent constant depth.

Focus Adjustment

The sterilizable handle is used for turning lampholder for which the focus can be adjusted.

Integrated with laminar flow

The disturbance of the air movement produced by the laminar flow is largely eliminated. The smooth surface contribute to fast and easy cleaning.

Life of LED

LED service life is 25 time longer than halogen bulb.

Shadow Free Light


Large ellipse light head and large light field diameter offers optimum illuminate in obstructed area and the symmetric shape of lamp head provides perfect shadow control.

Technical Specification

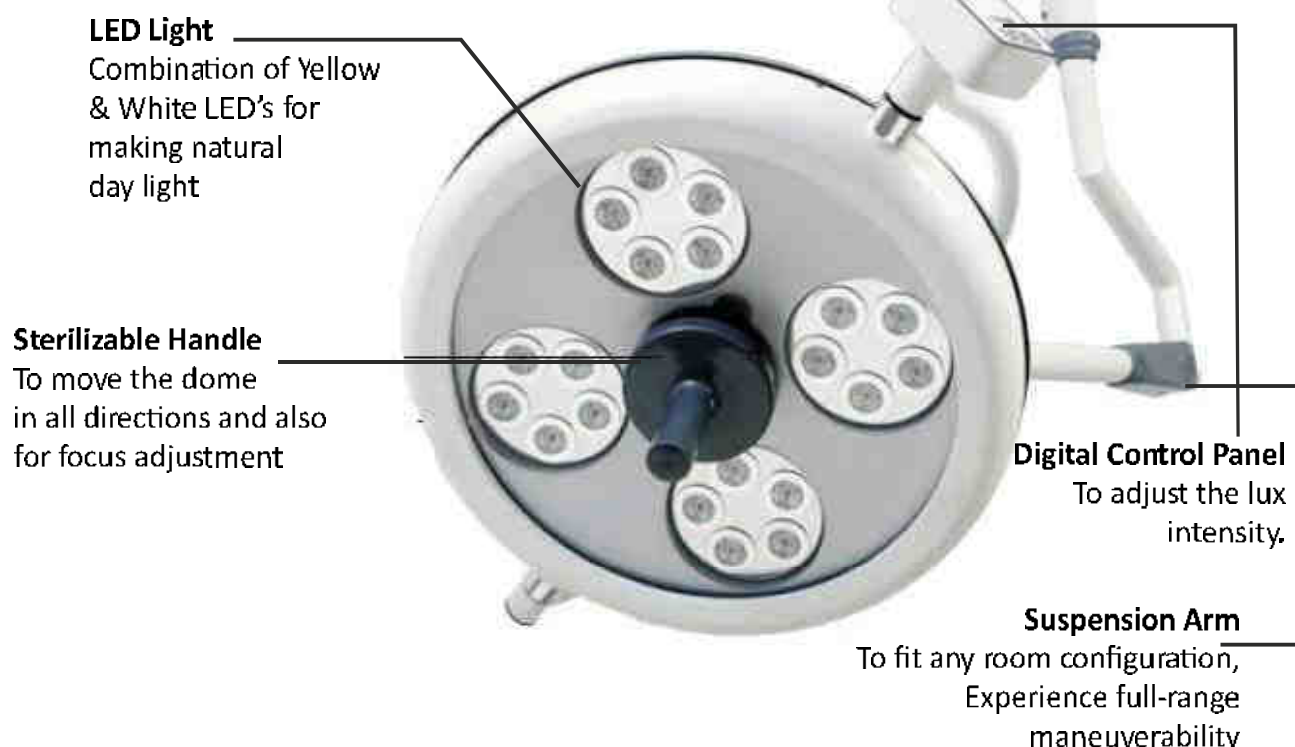
- Max. Light Intensity at 1m (lux) :- 160,000
- No. of LED's :- 30
- LED's Life time :- >40,000
- Dome diameter :- 600mm
- Colour Rendering Index (RA):- >96
- Colour temperature in kelvin :- 4900K
- Focus Adjustment :- Adjustable manually
- Control on dome:- Digital
- Light field diameter :- 150 or more
- Input Voltage :- AC 220 ~ 230V / 50-60 Hz

CEILING OT LIGHT - LED (SINGLE DOME)

LK-S02



Lakshaya
Enterprise



Optional : Dual Light Fixture

Advantages

Sterilizable Handle

To move the dome in all directions. After surgery it may be removed easily and soaked in solution or disinfected under high pressure and high temperature.

Constant Depth

The LED modules gives an excellent constant depth.

Focus Adjustment

The sterilizable handle is used for turning lampholder for which the focus can be adjusted.

Integrated with laminar flow

The disturbance of the air movement produced by the laminar flow is largely eliminated. The smooth surface contribute to fast and easy cleaning.

Life of LED

LED service life is 25 time longer than halogen bulb.

Shadow Free Light

Large ellipse light head and large light field diameter offers optimum illuminate in obstructed area and the symmetric shape of lamp head provides perfect shadow control.

Technical Specification

- Max. Light Intensity at 1m (lux) :- 120,000
- No. of LED's :- 20
- LED's Life time :- >40,000
- Dome diameter :- 580mm
- Colour Rendering Index (RA):- >96
- Colour temperature in kelvin :- 4900K
- Focus Adjustment :- Adjustable manually
- Control on dome:- Digital
- Light field diameter :- 150 or more
- Input Voltage :- AC 220 ~ 230V / 50-60 Hz

CEILING OT LIGHT - LED (SINGLE DOME)

LK-4B

Sterilizable Handle

To move the dome in all directions

Digital Control Panel

To adjust the lux intensity & color temperature of light.

Suspension Arm

To fit any room configuration, Experience full-range maneuverability

LED Light

Combination of Yellow & White LED's



Optional : Dual Light Fixture

Advantages

Sterilizable Handle

To move the dome in all directions. After surgery it may be removed easily and soaked in solution or disinfected under high pressure and high temperature.

Constant Depth

The LED modules along with 3 or 4 petals gives an excellent constant depth.

Focus Adjustment

The sterilizable handle is used for turning lamp holder for which the focus can be adjusted.

Integrated with laminar flow

The disturbance of the air movement produced by the laminar flow is largely eliminated. The smooth surface contribute to fast and easy cleaning.

"ENDO" Mode

A low light, for non invasive surgery, is incorporated into each LED. A simple push button will produce a lightening level perfect for this type of procedure.

Shadow Free Light

Due to multi-lens matrix with unique technology the light becomes shadow less on working area.

Technical Specification

- Max. Light Intensity at 1m (lux) :- 120,000
- No. of LED's :- 20
- LED's Life time :- >40,000
- Dome diameter :- 580mm
- Colour Rendering Index (RA):- >96
- Colour temperature in kelvin :- 4900K
- Focus Adjustment :- Adjustable manually
- Control on dome:- Digital
- Light field diameter :- 150 or more
- Input Voltage :- AC 220 ~ 230V / 50-60 Hz

CEILING OT LIGHT - LED (SINGLE DOME)

LK-3B

Sterilizable Handle

To move the dome in all directions and also for focus adjustment

Suspension Arm

To fit any room configuration, Experience full-range maneuverability

LED Light

Combination of Yellow & White LED's

Digital Control Panel

To adjust the lux intensity & color temperature of light.



Optional : Dual Light Fixture

Advantages

Sterilizable Handle

To move the dome in all directions. After surgery it may be removed easily and soaked in solution or disinfected under high pressure and high temperature.

Constant Depth

The LED modules along with 3 or 4 petals gives an excellent constant depth.

Focus Adjustment

The sterilizable handle is used for turning lamp holder for which the focus can be adjusted.

Integrated with laminar flow

The disturbance of the air movement produced by the laminar flow is largely eliminated. The smooth surface contribute to fast and easy cleaning.

"ENDO" Mode

A low light, for non invasive surgery, is incorporated into each LED. A simple push button will produce a lightening level perfect for this type of procedure.

Shadow Free Light

Due to multi-lens matrix with unique technology the light becomes shadow less on working area.

Technical Specification

- Max. Light Intensity at 1m (lux) :- 90,000
- No. of LED's :- 57
- LED's Life time :- >40,000
- Dome diameter :- 580mm
- Colour Rendering Index (RA):- >96
- Colour temperature in kelvin :- 3500- 6200K
- Focus Adjustment :- Adjustable manually
- Control on dome:- Digital
- Light field diameter :- 150 or more
- Endoscopy Mode:- Available
- Input Voltage :- AC 220 ~ 230V / 50-60 Hz

MOBILE LIGHT - LED (20 LED's) LK-M20

Technical Specification


- Max. Light Intensity at 1m (lux) :- 120,000
- No. of LED's :- 20
- LED's Life time :- >40,000
- Dome diameter :- 580mm
- Colour Rendering Index (RA):- >96
- Colour temperature in kelvin :- 4900K
- Focus Adjustment :- Adjustable manually
- Control on dome:- Digital
- Light field diameter :- 150 or more
- Input Voltage :- AC 220 ~ 230V / 50-60 Hz



MOBILE LIGHT - LED (15 LED's) LK-M15

Technical Specification

- Max. Light Intensity at 1m (lux) :- 60,000
- No. of LED's :- 15
- Focus Fixed
- Only On/Off
- LED Light
- Input Voltage :- AC 220 ~ 230V / 50-60 Hz
- Mixture of yellow and white LED to make a natural day light.



MOBILE LIGHT - LED (57 LED's) LK-M3B

Technical Specification

- Max. Light Intensity at 1m (lux) :- 90,000
- No. of LED's :- 57
- LED's Life time :- >40,000
- Dome diameter :- 580mm
- Colour Rendering Index (RA):- >96
- Colour temperature in kelvin :- 3500- 6200K
- Focus Adjustment :- Adjustable manually
- Control on dome:- Digital
- Light field diameter :- 150 or more
- Endoscopy Mode:- Available
- Input Voltage :- AC 220 ~ 230V / 50-60 Hz

LIGHTS & CAMERA

LK-CR7V

Video System

The camera system can be operated with integrated OR system. Digital image data is recorded in Digital Video Recorder (DVR).



Camera Specifications

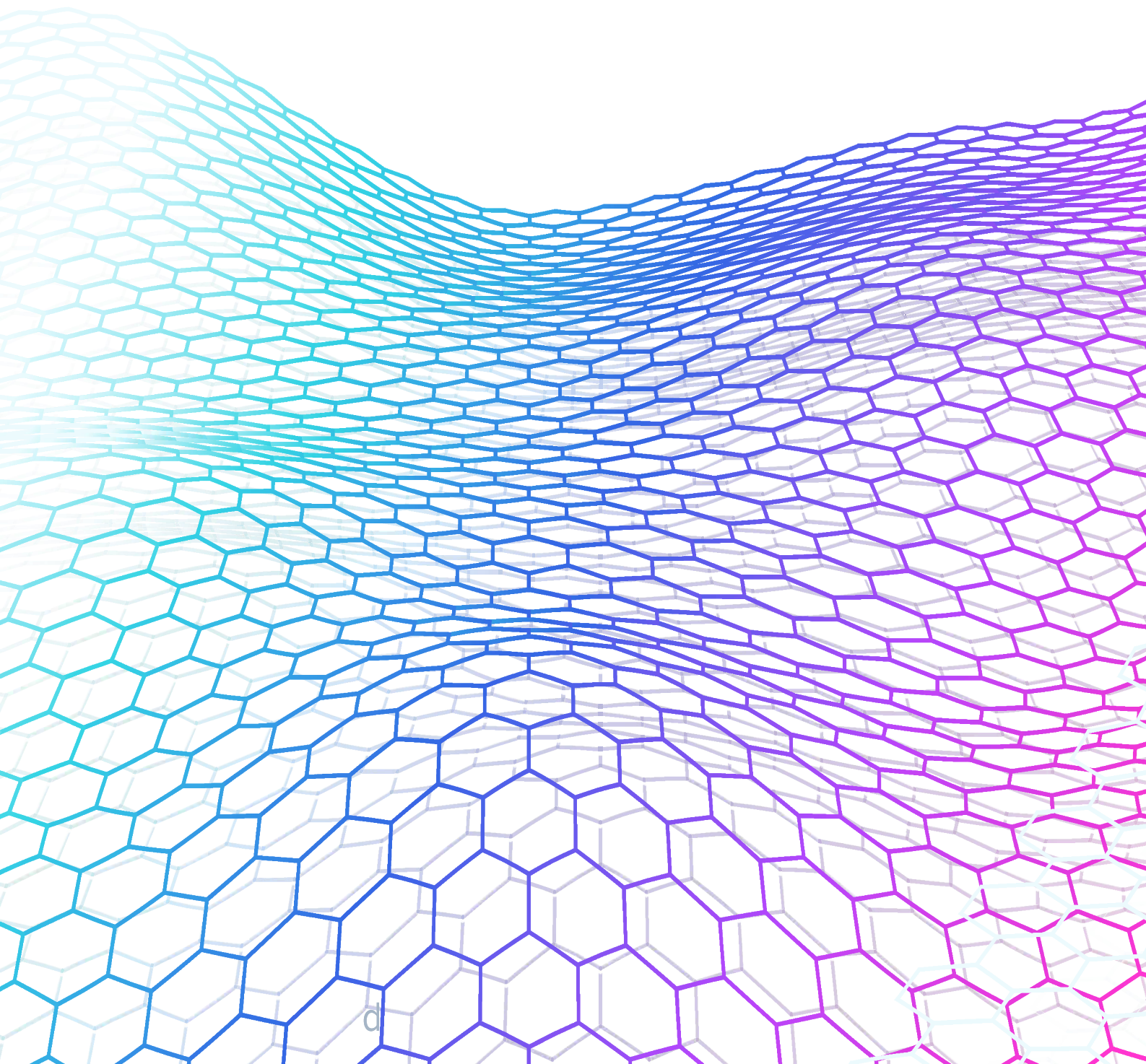
- Image Sensor : 1.4", Color Super HAD CCD
- Total Pixels : 811 (H) x 508 (V)
- Resolution : 520 TV Lines
- Lens : 30x Optical, 16x Digital Zoom
- Focal Length (MM) : f=3.3 to 99.0mm
- Focus : Auto/Manual
- Signal/Noise Ratio : 52 dB
- Power Consumption : 3W: Normal, 5W: Maximum
- Power Source : DC-12V

Camera available on third arm/ separate arm/ depending upon the configuration.

DVR Specification

- Video (H.264)/ Audio (ADPCM).
- Upto 4 ch audio inputs & 1 ch audio output.
- Combined BNC and VGA video output for main display.
- SATA 1/ FHDD support (Internal Max. HDDx1).
- HDD & DVD SATA interface
- Built in webviewer.

ORTHOPAEDIC PRODUCTS



CERVICAL ORTHOSIS (PHILADELPHIA) FRONT/BACK

B-01

- Moulded out of high quality ethafoam, Anatomical Shape, Preformed chin and trachetomy opening.
- For Cervical spondylitis. Whiplash injuries or hyperextension injuries.



AMBULANCE COLLAR

B-02



- Single piece design with semirigid Plaster padded with foam provide comfortable immobilization.
- Used in emergency to immobilize neck for accidental victims.

CERVICAL COLLAR SOFT

B-04

- Natural ribbed knit stockinet cover to allow skin respiration.
- Comfortable and protective support.
- Preventing care for minor neck injury like strain, sprains & automobile whiplash.



CERVICAL COLLAR BONELESS (Firm Density)

B-05

- Soft foam Collar with contour at the below chin level to provide proper support to the neck,
- Preventing care for minor neck injury like strain, sprains & automobile whiplash.



CERVICAL COLLAR HARD

B-06



- Made out of rigid polyethylene sheets edges soft cushioned.
- Multiple holes aids in better ventilation.
- Used for cervical due disease and cervical spondylosis.

CERVICAL COLLAR HARD ADJUSTABLE

B-07

- Height Adjustable ensures a secure fit and better immobilization.
- Light in weight, improves patient compliance.
- Used for cervical spondylitis, cervical neuralgia and herniated disc problems.




CERVICAL PILLOW REGULAR

B-08



CERVICAL PILLOW CONTOURED

B-09



- It is made out of high quality pu foam of an optimum density to provide a firm but a comfortable and soft support to the neck and head.
- It is covered with a soft PU bonded fabric and contoured to provide an optimum extension of the neck.
- Used for patient suffering from cervical spondylosis, back pain & cardiac stress.
- To correct snoring induced apnea.
- Can Also be used on surgical tables, recovery room and treatment tables.

ABDOMINAL SUPPORT

A-02

- Three Bands of high quality C-75 Elastic offers good compression support.
- For postoperative care, post delivery & delivery & tummy trimmer for ladies.
- Abdominal Hernia Supports.



ABDOMINAL BINDER

A-03



- This abdominal binder elastic made of cotton and imported rubber an assurance to comfort & durability.
- Abdominal support after surgery after delivery to support abdominal muscles.
- Optimal compression binds surgical incisions of abdomen & chest, improves healing

ABDOMINAL SUPPORT TOWEL

A-04

- Extra porous three panel webbing improves ventilation and comfort of the patient.
- Optimal compression binds surgical incisions of abdomen and chest, improves healing.
- Abdominal support after surgery after delivery to support abdominal muscles.



L.S. SUPPORT REGULAR

A-06

- Made of tempered steel grips, it immobilizes the lumbar & sacral regions effectively.
- High quality 3" Band of elastic give proper fitting.
- Used for osteoporosis pain of the lumbar spines.



CONTOURED L.S. SUPPORT

A-09



- Anatomically contoured splints maintain the natural low back curve.
- Control of chronic low back pain with or without sciatica.
- To relax sacrospinal muscles to modify pelvic inclination and lumbar lordosis.

LUMBO SACREL SUPPORT PREMIUM

A-11

- Made from heat resistant rubber, tempered strips ensure good immobilization.
- Used for osteoporosis pain of the lumbar spines
- Treatment of low back pain in intervertebral, disc syndrome (slipped disc), spinal injuries, sciatica.



CHEST BINDER

A-14

- Strong elastic band gives good grip and helps in equidistribution of pressure.
- Reduce post operative pain and discomfort.
- Facilitates phlegm expulsion after cardio thoracic surgery.



ASH BRACE (Hyper Extension Brace)

A-15



- This Ash Brace smart and anatomical design provides extension and stabilization of the spine in the sagittal plane.
- Aluminum channel frame provides sturdiness and wide flexibility in size.
- To prevent deformity in ankylosing spondylitis.
- Conservative management of vertebral bone tuberculosis.

TAYLOR BRACE

A-16

- Durable orthosis with two rigid upright Para-spinal bars, which maintain the spine in neutral position while permitting requisite movement.
- Used for post I.V.D. Surgery, Degenerative change of spine, compression fracture of thoracic region.
- Unique design allows wearing & lightening of the brace by the patient without the aid of another person.



ARM POUCH CLOTH REGULAR

C-01

- Made of cotton cloth which provides good comfort support and improves patient compliance.
- Used for shoulder dislocation, strain, sprain and fractures.



POUCH ARM SLING DX

C-02



- Made of durable 3 layered P.U. Bonded fabrics which provide good comfort support for arm.
- An adjustable broad shoulder pad further reduces pressure on neck & shoulder region.
- Velcro closure for easy application for removal & adjustment.
- Good support to the arm or shoulder in case of closed or surgical management of strain, sprains & fractures.

ARM SLING STRIP

C-03

- Superior Quality durable straps and cotton fabric holders with 2 buckle system helps to suspend the forearm with the elbow in 90 degree flexion.



CUFF N COLLAR SLING

C-04

- This Collar Sling is made out with cotton stockinet.
- Mutli utility, versatile and comfortable slings.
- Size- Universal



UNIVERSAL SHOULDER IMMOBILIZER

C-05



- Made out of durable 3 layred P.U. Bonded fabric which provides attractive looks non terability & wrinkles free.
- Two piece design offers higher immobilization, easy application & removal.

UNIVERSAL SHOULDER IMMOBILIZER

C-06

- Smart, Sleek, Ventilated & comfortable, provide four way immobilization.
- Elastic beet and buckled grips immobilization the injured arm. To fit either left/right arm.
- Can be used even in case of shoulder injuries Bursitis. post surgery care.



CLAVICLE BRACE REGULAR

C-08

- Made from Hypoallergenic cotton stockinet, soft P.U. foam padding in underarm straps ensure comfort & better tolerance.
- Posture correction in case of stooped shoulders.
- Apply pressure & holds clavicular bone in fracture cases.
- Useful in postoperative clavicular fracture treatments



CLAVICLE BRACE DELUXE

C-09



- Heavy duty straps with P.U. Bonded fabrics, form figure of B, compression over the clavicular region.
- Simple velcor buckle closures allow easy strap length adjustment and firm locking.
- Useful in post operative clavicular fracture treatments.
- Apply pressure & holds clavicular bone in fracture cases.

ELASTIC WRIST SPLINT

E-01

- Made of strong, high quality elastic and malleable splint.
- Maintains the wrist in functional position.
- Firm Support for sprains, strain, rheumatic ailments & other orthopaedic conditions,
- Removable and malleable splint helps in customized fitting & achieving required degree of dorsiflexion.



WRIST BRACE WITH DOUBLE LOCK

E-04



- Made from strong striped, elastic band offer mild compressor over the wrist joint.
- Used for Strain & Sprain, Arthritis, tendonitis & other conditions.

WRIST BRACE WITH THUMB

E-05

- Breathable, high quality elastic band offer mild compression over the wrist joint.
- Anatomical Thumb opening is designed for comfortable abduction of the thumb.
- for sprains and strains, post trauma, bursitis, tenosynovitis, arthritis & other conditions



TENNIS ELBOW SUPPORT WITH PRESSURE PAD

E-08

- Made out of breathable 3 layered fused fabrics to provide excellent comfort and a long life.
- Ideally suitable for elbow pain. Sports injury, preventive tennis elbow syndrome or lateral epicondylitis.



THUMB SPICA SPLINT

E-10



- Made of breathable 3 layered PU fabric.
- Provide excellent immobilization and stability to carpo-metacarpal and metacarpal joints of the thumb.
- Allows full finger flexibility while preventing wrist

COCK UP SPLINT HALF (STATIC)

E-12

- Made from epoxy coated malleable aluminium degree of dorsiflexion can be customized as per patient's need.
- Open design, well ventilated, good patients comfort, high patient compliance.
- Used for dislocation fracture / injury of wrist.



ELASTIC KNEE SUPPORT

D-01

- Elastic Base with velcro closure to give required compression.
- Mild compression support for sprain and strains, prevention of sports injury.



KNEE BRACE

D-03
(Short)



D-04
(Long)



- Six Rigid splint on lateral and dorsal side provided good immobilisation and straightening.
- Made up of water proof cloth rexine outer covering and soft inner cotton lining for firmness and comfort.
- Emergency care in case of fracture muscle i ligament / tendon injury or dislocation of the knee.

KNEE BRACE LONG

D-05

- Made of high quality foam fused fabric with metallic splinting for comfort and rigid support.
- Strong aluminum lateral splints provide rigid lateral immobilization.
- Emergency care in case of fracture, muscle / ligament / tendon injury or dislocation of the knee, post operative



KNEE BRACE SHORT

D-06

- Covers the knee, foam fused fabric to provide excellent comfort. Anatomically contoured splint and spring steel splints on the side ensure rigid immobilization.
- Post operative knee immobilization.
- An Excellent product for support and stability to the injured knee.



KNEE CAP HINGED

D-07



- Made from high quality, cotton and imported rubber thread
- Hinges on the lateral sides provides extra support to the injured muscles, tendons & ligaments while keep the flexion movement of the knee intact.
- Support & Warmth to weak or painful knees.

ELASTIC KNEE SUPPORT WITH OPEN PATELLA AND HINGES

D-08

- Strong Aluminum splint provide side splinting but free flexion movement, with patella opening.
- To control painful knee movement in case of arthritis.



ANKLE BINDER

D-12

- Superior elastic quality hood of 3" width offers mild compression support around the ankle,
- Ideal for post fracture, swellings and other orthopaedic condition.
- Compression support to the painful ankle condition.



ANKLET

D-14



- Soft Yarn elastic combination to give soft and comfortable compression to the ankle.
- Mild support to injured ankle in cases of strains and sprains.
- For stiff swollen and painful ankle.

KNEE CAP WITH OPEN PATELLA

D-15

- Provides mild compression, warmth and support to the injured knee.
- Ideal for arthritis, knee injuries and post surgical rehabilitation care.



ANKLE BRACE

D-16

- Superior elastic quality hood of 3" width offers mild compression support around the ankle,
- Ideal for post fracture, swellings and other orthopaedic condition.
- Compression support to the painful ankle condition.



VARICOSE VEIN STOCKING

D-17



- Made From Soft yarn, imported heat resistant rubber offers good compression.
- Effective blood evacuation relieves tired or aching legs due to long hours of standing sitting or traveling.

ANKLE SUPPORT

D-21

- Two sets of moulded plastics padded with foam offers excellent lateral supports while allowing normal flexion and extension movements of the ankle.



HAND EXERCISE BALL

F-01

- Soft version of polyurethane foam for proper resistance and support for orthopaedic patient.
- Effective in post injury rehabilitation of wrist and forearm.



FINGER EXERCISER

F-02



- Light Weight pre-molded, sliding framework, Use for the exercise of finger.
- Spring to provide strength according to the patients need.
- Strengthening exercise program for effected finger in case of surgery paralysis etc.

FINGER COT

F-03

- U Design Ensures full protection in injuries and burns.
- Epoxy coated malleable aluminum, Ensures good fitting and rigid immobilization.
- Hook hoop fastner for excellent grip, dose fitting, easy application and removal.



FINGER EXT SPLINT

F-04

- An extended finger splint to immobilize fingers in various conditions of injury & fracture to metacarpals.
- Made out of epoxy coated malleable aluminum, padded with ethafiex, can be customized as per patient's need.



FROG SPLINT

F-05



- Unique four leg construction allows self closing.
- Maintains both interphalangeal joints in natural functional position.
- Odorless, Non absorbent, easy to clean and maintain.

PROTECTOR SPLINT

F-06

- Unique '+' Mark design protects the finger tip.
- Splints provides protection to the injured finger from all sides.
- Size allow use for full length or part of the finger.



MALLET FINGER SPLINT

F-07

- Made from annealed aluminum for extra softness and extra malleability.
- Degree of hyper extension can be controlled according to the need.



S TAX SPLINT

F-09



- S Tax finger splint supports the distal joint of the finger in extension while permitting unrestricted movement of the PIP joint.
(Proximal interphalangeal joint)

STRAIGHTS SPLINT

F-10

- Dislocations or sprains during sports and crushed fractures due to accidents.
- Sleeks, simple and light in weight with foam padding.



WALKING AIDS



WALKING STICK
ADJUSTABLE

J-01

ADJUSTABLE
TRIPOD

J-02



ADJUSTABLE
QUADRIPOD

J-03



ELBOW
CRUTCH

J-04



ADJUSTABLE
CRUCH

J-05

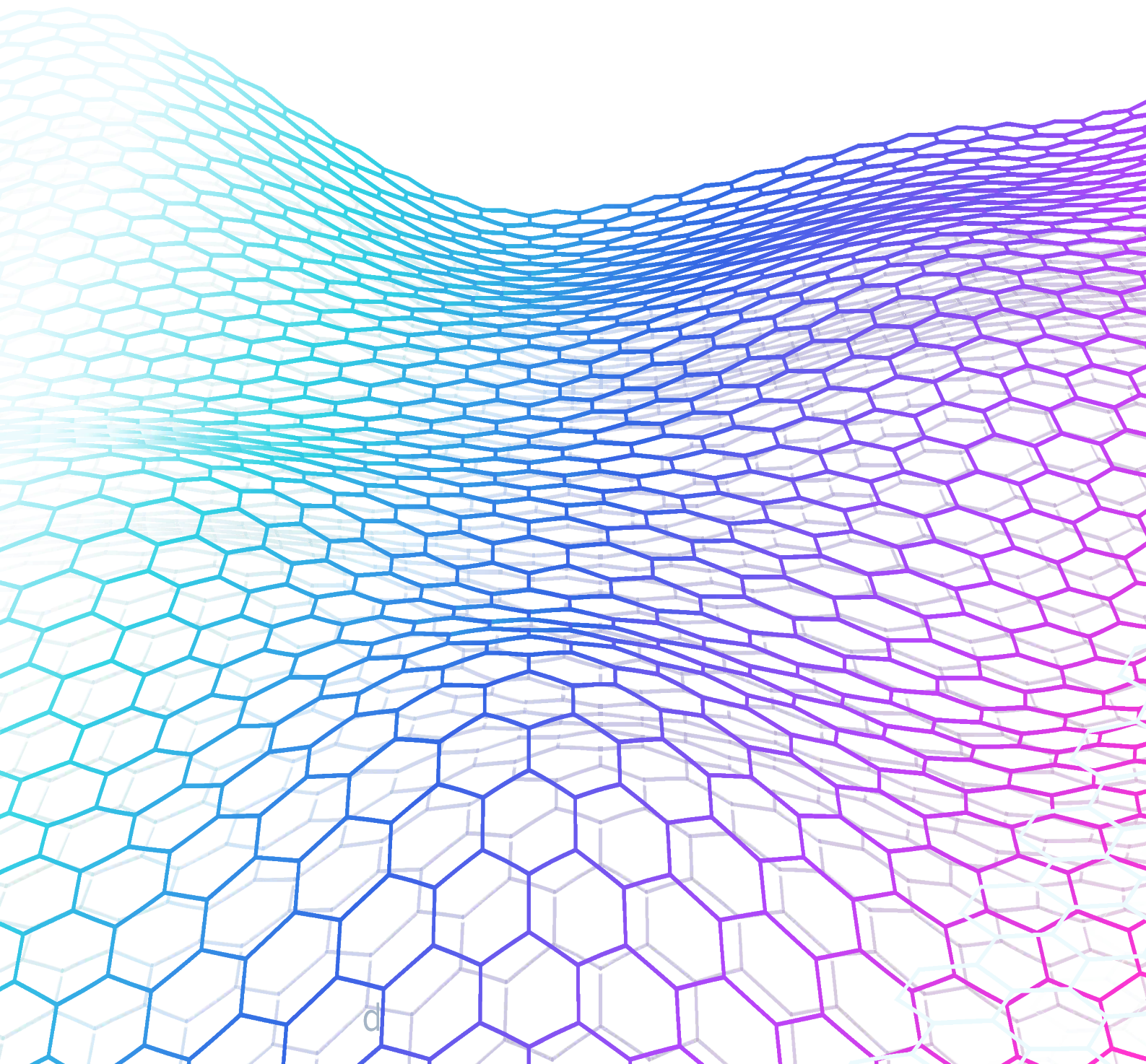


FOLDABLE
WALKER

J-06



PHYSIOTHERAPY PRODUCTS



TILT TABLE

Model No : AMP-033120

Product Description

- Manually operated Tilt Table comes with Three wide straps to hold the patient. Works to standing position manually with worm gear arrangement.
- Range of tilt is calibrated from 0-85deg.
- The upholstered table top : 61cm wide x 195cm long x 80cm high, is fitted on heavy duty 35mm square steel tube legs and mounted on four lockable 10cm dia. casters for mobility.
- Powder coated Frame beautifully finished.



BOBATH-KABAT TABLE

Model No : AMP-033121

Product Description

- Very large surface (100 or 120x200cm)
- Wheel raising mechanism for easy movement of the couch
- Electric or hydraulic height adjustable
- The 2 section model can be used as a neurological exercise or treatment couch



PARALLER WALKING BARS(ADULT)

Model No : AMP-03EX81A

ProductDescription

- ParallerwalkingBars(Adult)Length10feet
- Hand Rails made of PVC. Sheathed iron tubing.
- Mounted on a 10 feet long wooden platformwithinclinationonbothendsand coveredwithnon-slipmatting.
- Height and width adjustments can easily be doneby meansof setting pins& screws.
- Comes with detachable polished wooden abductionboard.



EXERCISE MAT

Model No : AMP-03EX95

ProductDescription

- Exercise Mat (Size: 6 ft X 2 ft)
- Material Eva
- Color MULTICOLOR
- Thickness 6mm
- Pattern Plain
- Shape Rectangular
- Mat Size 6 ft. X 2 ft.



POSTURE MIRROR

Model No : AMP-03EX79

ProductDescription

- These are distortion-free and 1/4" plate glass mirrors are mounted in the natural finish hardwood frames. Designed in compliance with the defined quality standards, these are manufactured using sophisticated technology and quality tested raw materials.

Specifications:

- Adult posture mirror with floor stand and casters
- Glass size: 23"x67"
- Overall size: 28"x75" including 2 casters



STAIR CASE

Model No : AMP-03EX91F

ProductDescription

- StairCase(3 Side Type 60cm wide) Metal
- Stair Case(3 Side Type 60cm wide) with stairs of metal and Hand Railing of Stainless Steel

Dimension:

- Trade :250mm
- Rise :150mm
- Mid Landing Height:900mm
- Weight :140kg
- Load for Staircase :135kg
- Load for side Rail :70kg




WALLBARS

Model No : AMP-03EX92

Product Description

- Wall Bar(Single Section) wooden
- Economy
- Size: H96"XW33"
- These simplified wallbars combine stunning design and functionality



RECUMBENT BIKE (ERGOMETER CYCLE)

Model No : AMP-03SL24

Product Description

- Used in fitness testing to estimate the exercise intensity from the rpm and the resistance to pedaling, which can be adjusted to vary the intensity.

Features:

- Fine finish
- Well balanced flywheel
- Longer working life



QUADRICEPS TABLE

Model No : AMP-03EX76

Product Description

- Quadriceps Table(with backrest) Delux
- Designed for effective administration of progressive resistance exercise to the knee joints muscle groups. Both Quadriceps & Hamstrings can be exercised without changing the position of the patients.
- Resistance bar is calibrated so that resistance can be varied from 1/2 and 3/4 & maximum without adding weight, the unit is fitted with foam padded Seat & Backrest for comfort.
- The Table is: 70cm x 76cm x 135cm high. The torque unit consists two lever arms one of which hold the weights while the other arm provide contact with the patient.
- Exercising of the opposite leg is done by lifting of torque unit from its bracket & placing it on the other end of the table. By changing angle between the two arms, maximum or minimum resistance can be given at any point in the range. Comes with 5 weight plates of 1kg and 2 of 0.5kg each, total 6kg.
- Powder coated frame beautifully finished.



TREADMILL

Model No : AMP-03SL29

Product Description

- Motorized Treadmill (4 HPM)
- Motor : 4.0HP, PWM System AC Motor
- Speed : 0-22 Km/HR
- Incline : 0-20% Auto Incline
- Display : Blue LCD, Time, Speed,
- Distance, Calories, Pulse, Incine
- Programs : 25+3 Programs
- Running Area : 20" x 60"
- Max. User Wt : 150 Kg.



NIRMAL HAND EXERCISE TABLE

Model No : AMP-032831

Product Description

- Hard-wood table with laminated top, size 24" x 30" x 30" high.
- Fitted with 6 pulleys in a steel frame. Leather loops and nylon cord passing through the pulleys with hanging weight underneath for Fingers Hand, Wrist and Forearm exercises.
- Especially for Metacarpophalangeal & Interphalangeal joints.
- Provided with Supinator/Pronator and Wrist-Circum-duction wheel for Wrist exercises.
- Comes with Five sets of weights, each set consists of 5 weights of One each of 100, 200, 300, 400 and 500 grms.



SHOULDER LADDER

Model No : AMP-03EX60

Product Description

- Shoulder Abduction Ladder or Shoulder Ladder is used for the exercises for frozen shoulder.
- Usage: Can be used in Physiotherapy Clinics, Hospitals and Home
- Plastic Molded in 3 Different colors and in 3 Parts, which can be easily joined and Mounted on wall.



WRIST ROLL

Model No : AMP-03EX116

Product Description

- One piece SS roll in three different diameters i.e. 30mm, 40mm and 50mm is fitted on a laminated board size: 25cm x 80cm long with adjustable friction control mechanism, controllable from zero to maximum for flexion and extension exercises of wrist and forearm. Oven baked finish.



WRIST CIRCUMDUCTOR

Model No : AMP-03EX67

Product Description

- Shoulder Abduction Ladder or Shoulder Ladder is used for the exercises for frozen shoulder.
- Usage: Can be used in Physiotherapy Clinics, Hospitals and Home
- Plastic Molded in 3 Different colors and in 3 Parts, which can be easily joined and Mounted on wall.



DUMB-BELLS KIT

Model No : AMP-03EX20B

Product Description

- Dumbbells Vinyl (1kg, 2kg, 3kg, 4kg, 5kg) set in pair
- Total Weight 30Kgs



WEIGHT CUFF

Model No : AMP-0329

Product Description

- Weight Cuff (0.5 kg, 1kg, 1.5kg, 2kg, 2.5kg, 3kg)



MEDICAL BALLS SET

Model No : AMP-03EX59A

Product Description

- Medicine Ball (1kg, 2Kg, 3Kg, 4Kg, 5Kg) Rubber



POSICIONING PILOW AND ROLLERS SET

Model No : AMP-03SI06E

Product Description

- Positioning rolls and pillows help special needs patients be able to perform exercise therapy activities. They allow therapists to support patients in adaptive therapy environments so that the patient can focus on the targeted movement while having knees, ankles, and other parts of the body supported by the positioning roll.



PULLEY MACHINE

Model No : AMP-03EX117A

Product Description

- This machine is manufactured under the strict vigilance of our diligent technocrats at our technically sound production unit using optimum grade components with the help of contemporary methodology according to the defined industry standards and norms. To fulfil the needs of our clients, this machine is made available with high efficiency.

Features:

- Robust construction
- Reliable usage
- Less maintenance



EXERCISER PEDAL

Model No : AMP-03EX129

Product Description

- Ped O Cycle (with Digital Display) an resistance control unit.
- Comfortable pedal straps to help hold feet in place while in use.
- Made of heavy duty steel, Light weight and portable



BALANCE BOARD

Model No : AMP-031498

Product Description

- Equilibrium Board (Rocker, Rectangular, 45x60x15cm)
- The board encourages rhythm, balance, coordination and vestibular responses. As children develop confidence, they can use it in kneeling or standing position.
- The recessed sides provide hand holds to eliminate pinched fingers.
- Foam cushioned top is nonslip, providing sure footing during rocker/balance exercises.
- Size: 45cm x 60cm x 15cm high.



HOT PACKS SET

Model No : AMP-03HC11A

Product Description

- Steam Pack (Size: 5 x 12) Small
- Steam Pack (Size: 10 x 12) Medium
- Steam Pack (Size: 10 x 22) Large



HOT AND COLD PACK

Model No : AMP-03HC15D

Product Description

- Hot and cold pack(Imported)(size 9"x5")(small)
- Hot and cold pack(Imported)(size 11"x7.2")(Medium)
- Hot and cold pack(Imported)(size 11"x14.5")(large)
- Hot and cold pack(Imported)(size 23"x7")(contour)



CALIBRATED DIGITAL SPRINGS

Model No : AMP-03SI3601

Product Description

- DigiFlex 1.5 Lbs Yellow



ELASTIC BANDS (SET)

Model No : AMP-03SI3163

Product Description

- Sun-Band (Yellow/Light of 1.5 Meter Cut)



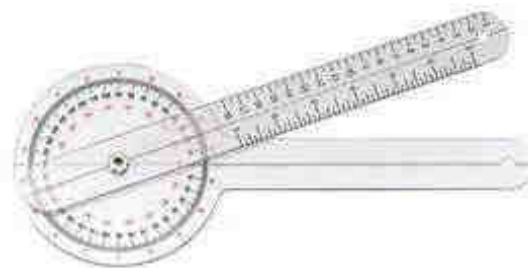
lakshaya.enterprise@gmail.com

GONIOMETER

Model No : AMP-03SI77401

Product Description

- **EASILY DETERMINE RANGE OF MOTION** - A goniometers primary purpose is to assist in physical therapy by determining the range of motion of a joint. It's an easy way to gauge recovery after surgery or physical therapy.
- **AN ESSENTIAL TOOL FOR TREATMENT** - A goniometer is an essential tool for anyone who works in or is going through physical therapy, sports therapy, or a rehab program following surgery or an accident.
- **TRANSPARENT FOR EASY READINGS** - The clear plastic of the goniometer allows you to place the device directly on a joint or limb for easy observation.
- **CLEAR ISOM DESIGN** - The easy to read 360° head features three scales to allow for a variety of readings. The arm's ruler features both inches and centimeters.



GYM STOOL

Model No : AMP-03SI3163

Product Description

- Fitness heavy duty Weights Bench
- Extra strength Semi-Pro equipment
- Quality white powder coated steel construction
- Extra strong steel frame
- Padded PU bench for comfortable training
- Non-slip floor pads
- Easy to assemble



CHILDREEN STANDING FRAME

Model No : AMP-03SI66401

Product Description

- The durable, functional vertical stander with four points of support provide the therapeutic benefits of standing and places children at peer level.
- Height-adjustable Chest, Pelvic & Knee supports.
- Adjustable foot restraints.
- Detachable rimmed tray for activities.
- Chrome-plated uprights fitted on non-slip matted foot board.



BOBATH BALL SET

Model No : AMP-0334C

Product Description

- Exercise Ball / Physio Gym Ball are the imported ball used by the physiotherapist, and gym instructors for various type of Body exercises.
- Gym ball can also be used at home for personal health care like: Balancing Exercises, Abdominal exercises, Upper and lower body part exercises.
- Ball Sizes : 55cm; 65cm; 75cm; 85cm; 100cm



BALLS FOR TACTILE SENSITIVITY

Model No : AMP-03SI55401

Product Description

- SET OF BALLS FOR TACTILE SENSITIVITY



SHAPES TRAY

Model No : AMP-0444C

Product Description

- An elementary introduction to perception of geometric shapes. Useful when intensive form perception practice is indicated. Board comes with 24 basic laminated Geometric shapes in attractive colors



INFRA-RED LAMP (FLOOR MODEL)

Model No : AMP-03HC20

Product Description

- Floor stand model lamp for IR radiation treatments.
- IR bulb of 150w with temperature control and its adjustable.



WAX HEATER

Model No : AMP-0454C

Product Description

- Heating coil for a fast wax meltdown, moulded in durable heat assistant material and guarantee the quality - Temperature regular control and indicator light - Suitable for all types of waxes: Hard waxing, strip waxing, paraffin waxing - Include extra aluminum container and can be removable with handle - Suitable for professional salon and personal home use



Ultrasound Therapy Unit(1Mhz)

Model No : Sonic 10+

Product Description

- Light weight (ABS Body)
- Aesthetic appearance
- Simple to use
- Easy to carry

TECHNICAL DETAIL

- Operating Modes : CONTINUOUS MODE, PULSE MODE
- Pulse Mode Ratio 1:1, 1:3, 1:5, 1:7, 1:9
- Operating Frequency 1 Mhz
- Output 15 Watts Max con Mode & 21 Watts Max Pulse Mode
- Ultrasonic Power Density Up to 3.5 Watts/Sq CM
- Treatment Time 0 To 60 Minutes
- Applicator Diameter 3.5cm
- Voltage Supply: 220V AC/50Hz

Standard Accessories:

- 1) Applicator with Wires: 1pc
- 2) Gel Bottle: 1pc
- 3) Main Cord: 1pc



TENS MACHINE

Model No : SPIRE TNS

Product Description

- Light weight (ABS Body)
- Aesthetic appearance
- Simple to use
- Easy to carry

Technical Features

- OUTPUT CHANNELS : 4CH
- FREQUENCY : 2, 10, 25, 50, 75, 100, 125, 150Hz
- TIMER : 0 To 99 MINUTES
- TREATMENT PROGRAMME (MODE SELECTION):
- BURST- 2 Sec ON, 2 Sec OFF
- BURST ME- 2 Sec on 2 Sec off 2 Sec on 4 Sec off 4 on 4 off 4 on 2 off
- BURST DP- 6 Sec on 6 Sec off 6 Sec on 8 Sec off 8 on 8 off 8 on 6 off
- COUNT- FREQUENCY MANUAL SELECT
- STIM- VARI A WAVE FREQUENCY CHANGE (2, 25, 75, 125,)
- MICRO STIM- (10, 50, 100, 150,
- SWEEP FREQUENCY CHANGE SWEEP- IT GENERATES IMPULSES OF ALL THE FREQUENCY (2, 10, 25, 50, 75, 100, 120, 150,) HZ
- COMBI- CHANG OUT PUT AT (4 Sec On 4 Sec Off) WAVE SHAPE: MONOPHASIC
- Voltage Supply: 220V AC/50Hz



SHORT WAVE DIATHERMY

Model No : AMP-03SW12

Product Description

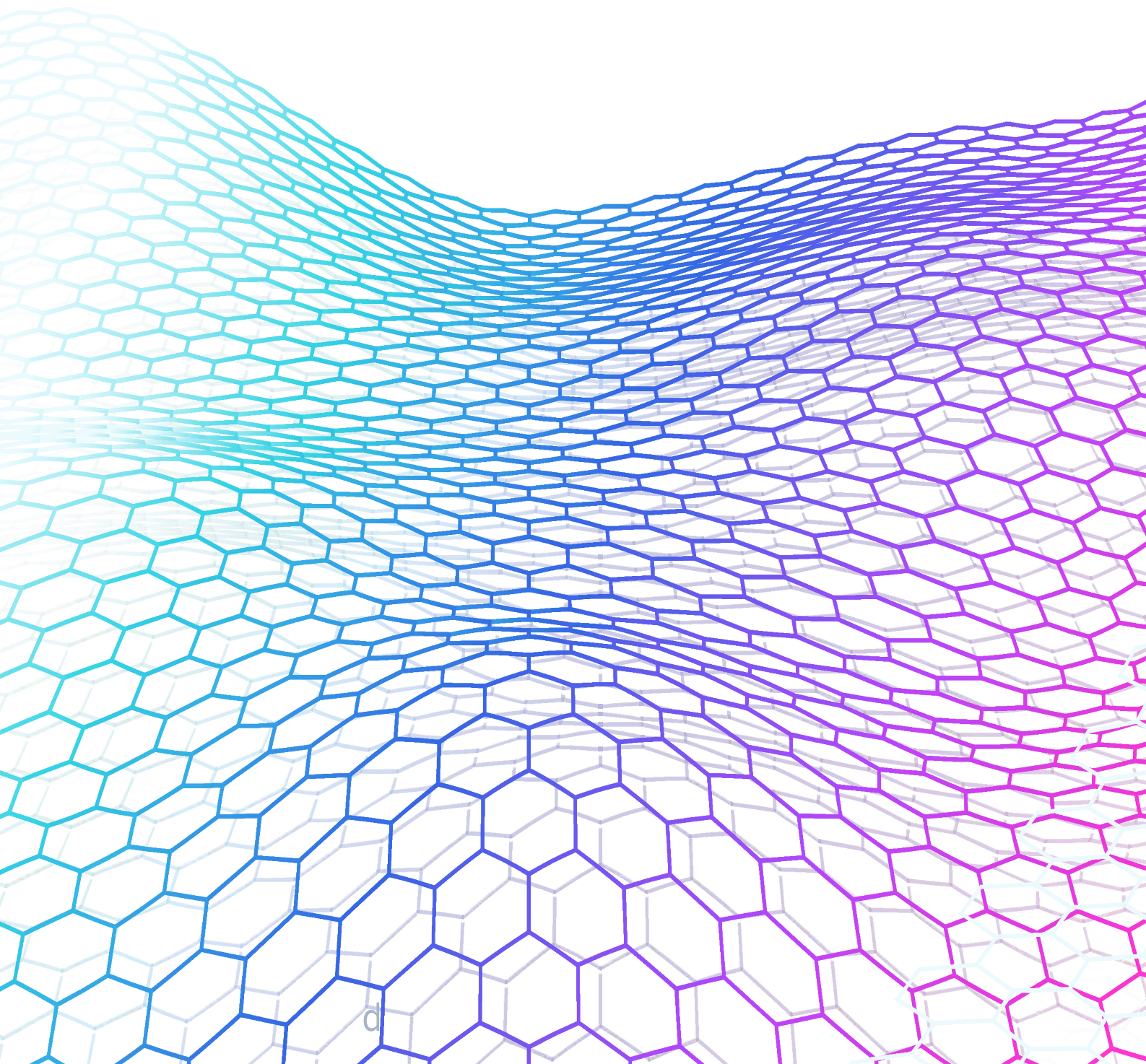
- Short wave Diathermy (500 watt) Solid State (Continuous & pulse) Floor Model
- Solid State Diathermy 500 watt. is a more advanced compact and light weight based on MOSFET based. This is the floor Model

Technical Specification :

- Power Output- 500 Watt. RF
- Operating Frequency- 27.12 MHz
- WAVE LENGTH- 11 meters
- RF Power Source = RF Generator (Solid State)
- Solid State Shortwave Diathermy 500 watts count & pulse 1000 watt. automatic tuning pre program 20 with protocol name. pulse rate 20hz-se 250hz. Timer 30 minutes Display Lcd Model
- Main Supply 220V/50Hz



DISPOSABLES & CONSUMABLES



INFUSION

I.V. ADMINISTRATION SET WITH AIRVENT

Model No : DS-001

FEATURES

- Sharp and easy piercing air vented spike.
- Bacteria retentive air inlet with snap on cap.
- Transparent drip chamber.
- Approximately 20 drops/ml.



I.V. ADMINISTRATION SET WITHOUT AIRVENT

Model No : DS-002

FEATURES

- I.V. Infusion set without air vented spike.
- Transparent drip chamber.
- Approximately 20 drops/ml.



INFUSION

I.V. INFUSION SET WITH FLOW REGULATOR

Model No : DS-003

FEATURES

- Sharp and easy piercing air vented spike.
- Flow regulator integrated with IV infusion set for precise flow control.
- Flow rate 5ml/hr to 250ml/hr.
- Approximately 20 drops/ml.



I.V. INFUSION SET WITH MICRO DRIP

Model No : DS-004

FEATURES

- Micro I.V. Infusion set for paediatric use.
- Transparent drip chamber.
- Approximately 60 drops/ml.



INFUSION

BLOOD TRANSFUSION SET SINGLE CHAMBER

Model No : DS-005

FEATURES

- Clear, Transparent & flexible chamber.
- Super Smooth kink resistant tube.
- Very efficient roller controller for accurate flow rate.
- Self sealing Latex / Latex Free bulb for easy flushing.
- Needle size G : 18



BLOOD TRANSFUSION SET DOUBLE CHAMBER

Model No : DS-006

FEATURES

- Micro I.V. Infusion set for paediatric use.
- Transparent drip chamber.
- Approximately 60 drops/ml.



INFUSION

SCALP VEIN SET

Model No : DS-007

FEATURES

- Tubelength:300mm—O.D.2.5mmxI.D.1.5mm.
- Softconnector(luerslip).
- Lockhard connector(luerlock).
- Size: 18G, 19G, 20G, 21G, 22G, 23G, 24G, 25G, 26G, 27G. (International Colour Code).
- Needle Length: $\frac{3}{4}$ " (19mm).



MEASURED VOLUME BURETTE SET


Model No : DS-008

FEATURES

- Transparentcylindricaland calibrated drip chamber.
- Airinletwith bacteria barrier.
- Automatic shut off valve to prevent air embolism as well as indicate level of fluid.
- Drops per ml : 60.
- Length of the set (cm) : 150.
- Tube dia-Int. » 3.0mm & Ext. 4.1mm
- Available in two sizes (ml) : 110 & 150.



INFUSION



Lakshaya
Enterprise

I.V. CANNULA WITH PORT & WINGS

Model No : DS-009

FEATURES

- Moulded cannula tip ensures smooth & less traumatic cannulation.
- Injection port with non-return valve is provided for additional medication.
- Transparent flash back chamber allows immediate detection of blood.
- Colour coded by size for easy identification.



	Orange	Grey	Green	Pink	Blue	Yellow
Gauge	14G	16G	18G	20G	22G	24G
Ext. dia. (mm)	2.1	1.7	1.3	1.0	0.8	0.7
Length (mm)	45	45	45	33	25	19
Flow rate ML./min	300	172	76	54	31	14

I.V. CANNULA WITH WINGS AND WITHOUT PORT

Model No.: DS-010

Available sizes: 14G - 26G



I.V. CANNULA WITHOUT WINGS AND WITHOUT PORT

Model No.: DS-011


Available sizes: 14G - 26G



lakshaya.enterprise@gmail.com

Images shown above are for indicative purpose only!

INFUSION



Lakshaya
Enterprise

I.V. CANNULA WITH SAFETY FEATURES

Model No : DS-012

FEATURES

- I.V. Cannula with safety and user-friendly features.
- Minimal puncture and reduced penetration force.
- Minimizes the risk of needle stick injuries.
- Easy identification of needle guard after covering needle tip due to color coding.
- Rounded grip on needle hub for better support.
- Kink resistant radiopaque catheter for easy insertion with optimal flow rates.



I.V. CANNULA WITH PORT, CAP & SUTURABLE WINGS

Model No.: DS-013

Available sizes: 14G - 26G



I.V. CANNULA WITH INTEGRATED THREE WAY STOP COCK

Model No.: DS-014

Available sizes: 14G - 26G



lakshaya.enterprise@gmail.com

Images shown above are for indicative purpose only!

INFUSION

A.V. FISTULA NEEDLES

Model No : DS-015

FEATURES

- Flexible butterfly wings for proper fixation.
- With fixed/rotating wing.
- Fistula needle length : 35 cm.
- Tubelength : 15 cm, 20 cm, 30 cm.
- Sizes : 15 G, 16 G & 17 G.



FISTULA NEEDLE WITH FIXED WING

Model No : DS-016

FEATURES

- Back eye needle to minimize interruption of blood flow.
- Siliconised ultra thin walled & sharp beveled needle to minimize trauma to the patient.
- Soft, frosted and kink resistant PVC tubing.
- Flexible color coded butterfly wing for proper fixation.
- Tubelength : 30 cm.
- Sizes : 15 G, 16 G & 17 G.
- Also available safety version.



INFUSION

PERITONEAL DIALYSIS TRANSFUSION SET

Model No : DS-017

FEATURES

- Y-shaped set for administration of dialysis fluid.
- Provides continuous fluid movement with quick change over of fluid bottles.
- Available with sharp and easy piercing air vented spike.

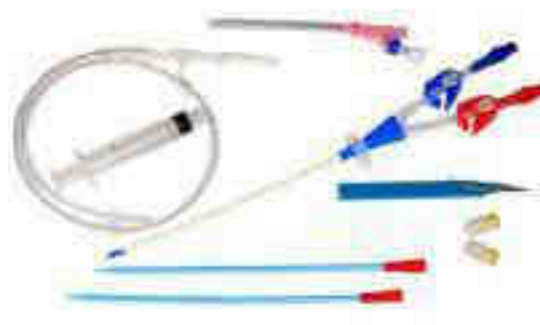


HAEMODIALYSIS CATHETER KIT

Model No : DS-018

FEATURES

- Specially designed soft & tapered tip for smooth & easy insertion of catheter.
- Radio-opaque material of catheter with clear definite marking facilitates correct placement of catheter tip.
- Eyelets on catheter are non traumatic.



INFUSION

DISPOSABLE SYRINGES

Model No : DS-019

FEATURES

- Clear transparent chamber.
- Friction free movement of plunger ensures proper vacuum.
- Prominent graduation ensures dosage accuracy.
- Size : 2ml., 3ml., 5ml., 10ml., 20ml., 50ml.



DISPOSABLE NEEDLES


Model No : DS-020

FEATURES

- Sharp yet super smooth bevel for minimum trauma during penetration.
- Thin wall needle facilitate passage of more fluid than regular wall needle.
- Color code for instant size identifications.
- Available in different sizes.



SURGERY



Lakshaya
Enterprise

CLOSED WOUND SUCTION UNIT

Model No : DS-021

FEATURES

- Suitable for minor surgery and plastic surgery.
- Bellow container capacity: 50ml.
- Curved Trocar with Catheter.
- Sizes: 6 & 8 FG.



CLOSED WOUND SUCTION UNIT

Model No : DS-022

FEATURES


- Suitable for close wound drainage under negative pressure post operatively with the option to operate one or two catheters simultaneously.
- Graduated Bellow Chamber.
- Sizes of Bellow Chamber: 600 & 800 ml.
- Sizes for accessories: 10, 12, 14, 16 & 18 FG.



lakshaya.enterprise@gmail.com

Images shown above are for indicative purpose only!

SURGERY



Lakshaya
Enterprise

THORACIC DRAINAGE CATHETER – STRAIGHT

Model No : DS-023

FEATURES

- Proximal end is fitted with pull through tapered tongue.
- With radio-opaque line and markings at every 2 cm from the last eye.
- Cross side eyes to prevent tissue aspiration.
- Matching size connector for easy connection to the drainage system.
- Soft, frosted and kink resistant PVC tubing.
- Length 45 cm.
- Size: 8, 10, 12, 14, 16, 18, 20, 22, 24, 28, 32, 36 & 40 FG.



THORACIC DRAINAGE CATHETER – ANGLED

Model No : DS-024

FEATURES

- Catheter is provided with curved (90 degree) angle for easy aspiration of drainage.
- Matching size connector for easy connection to the drainage system.
- Soft, frosted and kink resistant PVC tubing.
- Length: 45 cm.
- Sizes: 8, 10, 12, 14, 16, 18, 20, 22, 24, 28, 32, 36 & 40 FG.




lakshaya.enterprise@gmail.com

Images shown above are for indicative purpose only!

SURGERY

THORACIC DRAINAGE CATHETER WITH TROCAR

Model No : DS-025



Lakshaya
Enterprise

FEATURES

- Catheter is provided with Trocar for easy penetration, placement and handling.
- Catheter is marked at every 2 cm from the last eye to ascertain the depth of placement.
- Two lateral eyes for efficient drainage.
- Proximal end fitted with tapered connector for easy connection to the drainage bottle.
- Soft, frosted and kink resistant PVC tubing.
- Size : 8, 10, 12, 14, 16, 18, 20, 22, 24, 28, 32, 36, 40 FG.



UNDER WATER SEAL DRAINAGE BAG

Model No : DS-026

FEATURES

- Under water seal drainage system for collection of drainage fluid from thoracic cavity.
- Specially designed moulded handle for easy carrying and hanging of the bag.
- PVC drainage bag with 1000 ml. capacity.
- Soft and kink resistant PVC tubing.




lakshaya.enterprise@gmail.com

Images shown above are for indicative purpose only!

SURGERY

YANKAUR SUCTION SET

Model No : DS-027



Lakshaya
Enterprise

FEATURES

- Standard funnel connector at distal end of tubing to connect Yankaur Handle.
- Yankur Handle is open end with 4 lateral eyes to withstand negative pressure and ensures continuous and easy suction of fluid.
- Yankaur Handle available in standard or crown tip with or without Vacuum thumb control.
- Soft and kink resistant ribbed PVC tubing.
- Tube length: 210 cm, 250 cm and 300 cm.



REDON DRAIN

Model No : DS-028

FEATURES

- Provided with radio-opaque line and smooth eyes.
- Cross perforated length of tube: 14 cm.
- Soft, frosted & kink resistant PVC tubing.
- Length: 50, 70, 120 & 170 cm.
- Sizes: 8, 10, 12, 14, 16 & 18 FG.




lakshaya.enterprise@gmail.com

Images shown above are for indicative purpose only!

UROLOGY

URINE COLLECTION BAG

Model No : DS-029



Lakshaya
Enterprise

FEATURES

- Soft and kink resistant PVC tubing.
- With non-return valve.
- Bag graduated in ml to indicate the quantity of urine collected.
- Conical inlet connector with cap.
- Tube length : 90 & 100 cm.
- Available sterile or non sterile.



URINE DRAINAGE CATHETERS - FEMALE

Model No : DS-030

FEATURES

- Soft, frosted and kink resistant PVC tubing.
- Atraumatic, soft, rounded, closed tip with two lateral eyes for efficient drainage.
- For short term bladder catheterisation through urethra in females.
- Length : 18 cms.
- Sizes : 6 FG to 20 FG.



lakshaya.enterprise@gmail.com

Images shown above are for indicative purpose only!

UROLOGY



Lakshaya
Enterprise

URINE DRAINAGE CATHETERS - NELATON

Model No : DS-031

FEATURES

- Soft, frosted and kink resistant PVC tubing.
- Atraumatic, soft, rounded, closed tip with two lateral eyes for efficient drainage.
- For short term bladder catheterisation through urethra in females.
- Length : 40 cms.
- Sizes : 6 FG to 24 FG.



URINE DRAINAGE CATHETERS - RECTAL

Model No : DS-032

FEATURES

- Soft, frosted and kink resistant PVC tubing.
- Atraumatic, soft, rounded, closed tip with two lateral eyes for efficient drainage.
- For short term bladder catheterisation through urethra in females.
- Length : 40 cms.
- Sizes : 18 FG to 32 FG.




lakshaya.enterprise@gmail.com

Images shown above are for indicative purpose only!

UROLOGY

FOLEY BALLOON CATHETERS

Model No : DS-033



Lakshaya
Enterprise

FEATURES

- Made of Silicone elastomer bonded with latex rubber.
- Symmetrical Foley balloon to ensure upright tip in urinary bladder for proper drainage of urine.
- Two lateral burr free eyes to prevent the risk of injury and encrustation.
- Hard plastic valve for trouble free inflation and deflation of balloon.
- Color-coded for easy identification of size.
- Two way: 12, 14, 16, 18, 20, 22, 24FG
- Balloon Capacity: 30ml.



*Available in Both
Two Way and Three Way*

MALE EXTERNAL CATHETER

Model No : DS-034

FEATURES

- Male catheter is specially designed for urine incontinence for day and night use in male patient.
- Provided with self adhesive coated strip for proper fixing on to the penis.
- Proximal end is designed for easy connection to urine bag, making it simple to use.
- Size : Small, Medium, Large, Extra Large.



lakshaya.enterprise@gmail.com

Images shown above are for indicative purpose only!

ANAESTHESIA

OXYGEN CATHETER

Model No : DS-035

FEATURES

- Funnel connector at proximal end.
- Open distal end with multiple lateral eyes.
- Soft, frosted & kink resistant PVC tubing.
- Colour coded funnel end for easy size identification.
- Tubelength: 40cm.
- Sizes: 6 FG to 16 FG.



TWIN BORE NASAL OXYGEN CANNULA

Model No : DS-036

FEATURES

- Soft and kink resistant PVC tubing.
- Soft twin prong nasal tips to ensure equal distribution of oxygen.
- Available sterile or non sterile.
- Tubelength: 200cm.
- Sizes: Adult, Paediatric & Neonatal.



ANAESTHESIA

OXYGEN MASK

Model No : DS-037

FEATURES

- Clear and soft mask for patient comfort.
- Adjustable elastic strip and integrated nose clip for proper positioning of mask.
- 210 cm long star lumen tubing to ensure continuous flow of oxygen.
- Sizes: Adult and pediatric.



OXYGEN MASK WITH RESERVOIR

Model No : DS-038

FEATURES

- Soft and kink resistant PVC tubing.
- Soft twin prong nasal tips to ensure equal distribution of oxygen.
- Available sterile or non sterile.
- Tube length: 200cm.
- Sizes: Adult, Paediatric & Neonatal.



ANAESTHESIA

ENDOTRACHEAL TUBE (CUFFED)

Model No : DS-039

FEATURES

- Provided with soft cuff based on high volume and low pressure at the distal end.
- Non- return valve with pilot cuff for easy assessment of the pressure in the main cuff.
- Murphy eye at distal end for a traumatic intubation and extubation



ENDOTRACHEAL TUBE (PLAIN)

Model No : DS-040

FEATURES

- Made of special thermo sensitive material readily conforming to body curvatures at body temperature.
- Proximal end fitted with connector.
- Radio opaque line on the tube to facilitate easy location of tube.
- Nasal / oral tip suitable for nasal / oral intubations.



ANAESTHESIA

TRACHEOSTOMY TUBE (PLAIN)

Model No : DS-041

FEATURES

- Light in weight.
- Non-irritant thus avoids inflammation around Tracheostomy.
- Suitable for providing an airway directly into the trachea.
- Supplied in Blister pack.



TRACHEOSTOMY TUBE (CUFFED)

Model No : DS-042

FEATURES


- Light in weight.
- Non-irritant thus avoids inflammation around Tracheostomy.
- Suitable for providing an airway directly into the trachea.
- Provided with balloon having a non return valve to facilitate inflation and deflation of the cuff.



ANAESTHESIA

GUEDEL AIRWAY

Model No : DS-043



Lakshaya
Enterprise

FEATURES

- Helps in maintaining an unobstructed oropharyngeal airway.
- Bite block to prevent biting of tongue and airway occlusion.
- Rounded atraumatic edges.
- Smooth airway path for easy cleaning.
- Color coded for easy identification of sizes.
- Sizes : 00, 0, 1, 2, 3, 4, 5.



Pink	Blue	Black	White	Green	Yellow	Red	Orange	Violet
6FG	8FG	10FG	12FG	14FG	16FG	18FG	20FG	22FG

SUCTION CATHETERS (WITH OR WITHOUT THUMB CONTROL)

Model No : DS-044

FEATURES

- Manufactured from medical grade virgin quality non-toxic, nonirritant PVC.
- Suitable for removal of secretion from mouth oropharynx trachea and bronchial tubes.
- Having control valve with thumb control for proper maneuvering.
- Color coded connector for easy identification of size.
- Sizes : 5 FG to 24 FG.



Light Green	Blue	Black	Green	Green	Orange	Red	Yellow
6FG	8FG	10FG	12FG	14FG	16FG	18FG	20FG

lakshaya.enterprise@gmail.com

Images shown above are for indicative purpose only!

GASTROENTEROLOGY

RYLE'S TUBE

Model No : DS-045

FEATURES

- Soft, frosted and kink resistant PVC tubing.
- Closed distal end with metallic S.S. balls sealed into the tube to assist the passage of tube during incubation.
- Color coded funnel end connector for easy identification of size.
- Length: 105 cm.
- Sizes : 8 FG to 24 FG.



Blue	Black	White	Green	Yellow	Red	Orange	Violet	Light Blue
8FG	10FG	12FG	14FG	16FG	18FG	20FG	22FG	24FG

LEVIN'S TUBE

Model No : DS-046


FEATURES

- Specially designed for gastro-intestinal feeding.
- Soft, frosted and kink resistant PVC tubing.
- Sterile ready to use.
- Color coded funnel end connector for easy identification of size.
- Length: 122 cm.
- Sizes : 8 FG to 24 FG.



Blue	Black	White	Green	Yellow	Red	Orange	Violet	Light Blue
8FG	10FG	12FG	14FG	16FG	18FG	20FG	22FG	24FG

GASTROENTEROLOGY



Lakshaya
Enterprise

STOMACH TUBE WITH OPEN END

Model No : DS-047

FEATURES

- Specially designed for gastro-intestinal feeding.
- Tubewith radio-opaque line.
- Low friction Medical grade PVC reduces the incidences of nasal discharges.
- Open distal end
- Length: 125 cm
- Sterile ready to use.



STOMACH TUBE WITH CLOSED END

Model No : DS-048

FEATURES

- Specially designed for gastro-intestinal feeding.
- Tubewith radio-opaque line.
- Low friction Medical grade PVC reduces the incidences of nasal discharges.
- Open distal end
- Sterile ready to use.




lakshaya.enterprise@gmail.com

Images shown above are for indicative purpose only!

GASTROENTEROLOGY

INFANT FEEDING TUBE

Model No : DS-049



Lakshaya
Enterprise

FEATURES

- Specially designed for neonatal and paediatric nutritional feeding.
- Closed distal end with two lateral eyes.
- Soft, frosted & kink resistant PVC tubing.
- Disposable, Sterile and ready to use.
- Sizes : 4 FG to 10 FG




T - TUBE

Model No : DS-050

FEATURES

- Specially designed from soft, flexible medical grade PVC.
- Smooth siliconized low friction surface prevents clogging.
- Tube with radio opaque line throughout its length for X-Ray visualization.
- Sizes: 10FR, 12FR, 14FR, 16FR, 18FR; Length: 20 X 60cm.



lakshaya.enterprise@gmail.com

Images shown above are for indicative purpose only!

GASTROENTEROLOGY

UMBILICAL CATHETER

Model No : DS-051

FEATURES

- Specially designed from soft, flexible medical grade PVC.
- Soft and kink resistant PVC tubing.
- Color coded funnel end connector for easy identification of size
- Disposable, Sterile and ready to use.
- Sizes : 4, 5, 6 & 8 FG




COLOSTOMY KIT

Model No : DS-052

FEATURES

- Light weight, flexible and the belting arrangement fits the body well.
- Used for closed colostomy procedures.
- Made from soft, medical grade PVC.
- Disposable, Sterile and ready to use.



Lakshaya
Enterprise


lakshaya.enterprise@gmail.com

Images shown above are for indicative purpose only!

DIAGNOSTICS

SAMPLE TUBE


Model No : DS-053



Lakshaya
Enterprise

FEATURES

- Made from transparent and odourless material.
- Useful for pathological work.
- ET.O. Sterilized and individually packed, biological tested and ready for single use.



URINE CULTURE BOTTLE

Model No : DS-054

FEATURES

- "0" ml to 45 ml sealing embossed on container for easy visualization of the need of samples.
- Stickers are tuck on container for easy identification of the sample donor.
- Capacity: 30ml, 45ml and 60ml.
- Lid with Thread & Without Thread.



lakshaya.enterprise@gmail.com

Images shown above are for indicative purpose only!

DIAGNOSTICS

PETRI DISH

Model No : DS-055

FEATURES

- Made from transparent and odourless material.
- Suitable for pathological work.
- Diameter: 90mm and 55mm
- E.T.O. Sterilized, biological tested and ready for single use.




STOOL CONTAINER

Model No : DS-056

FEATURES

- Manufactured from transparent medical grade polypropylene (PP) Material.
- Capacity: 25ml
- Useful for collection of stool samples.



Lakshaya
Enterprise


lakshaya.enterprise@gmail.com

Images shown above are for indicative purpose only!

DIAGNOSTICS

BLOOD COLLECTION NEEDLE

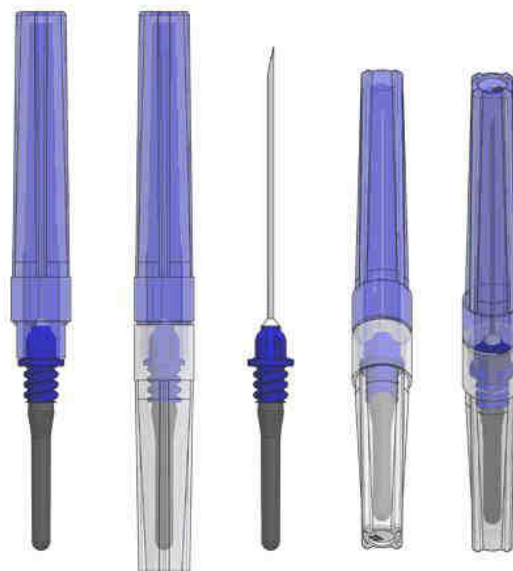
Model No : DS-057



Lakshaya
Enterprise

FEATURES

- Safe and user friendly: Multi-sample drawing needles reduce risk of contamination and eliminate direct user-contact with blood sample.
- Leak proof needle: On removing the needle from tube, the needle is covered and closed off with rubber shield.
- Ultra thin walled smooth & sharp needle: Minimizes pain during venipuncture and ensure smooth flow of blood.



LUER ADAPTOR

Model No : DS-058

FEATURES

- Used for multiple blood collection.
- Suitable for use with higher gauge disposable needle or safety blood collection set.
- Sizes : 20G yellow



lakshaya.enterprise@gmail.com

Images shown above are for indicative purpose only!

MISCELLANEOUS

MUCUS EXTRACTOR

Model No : DS-059

FEATURES

- Convenient to extract mucus specimen for microbiological examination.
- Separate screw top lid for safe sealing and handling of aspirate
- Soft, frosted & kink resistant PVC tubing.
- Capacity: 25 ml, 40 ml, 100 ml, 175 ml.
- Suction Tube lengths available: 40 & 50 cm.
- Suction Tube sizes: From 6 FG to 14 FG.



UMBILICAL CORD CLAMPS

Model No : DS-060

FEATURES


- Suitable for clamping the umbilical cord after birth.
- Security lock to prevent accidental opening after clamping.
- Grooved clamping area to prevent slipping of the umbilical cord.
- Available in blue and white colour.



MISCELLANEOUS

KARMAN CANNULA

Model No : DS-061



Lakshaya
Enterprise

FEATURES

- Made from medical grade polythene material.
- Specially designed for aseptic medical termination of pregnancy.
- Sizes : 5mm, 6mm 7mm, 8mm, 10mm, 12mm.
- Distal end is coned with two large lateral eyes to facilitates the curette.



CORRUGATED DRAINAGE SHEET

Model No : DS-062

FEATURES

- Manufactured from soft and kink resistance tape with extra opaque line. Made from medical grade polyvinyl chloride.
- Length: 25cm
- To empty out secretion from the human body.



lakshaya.enterprise@gmail.com

Images shown above are for indicative purpose only!

MISCELLANEOUS

LATEX EXAMINATION GLOVES (STERILE & NON STERILE)

Model No : DS-063

FEATURES

- Made from pure natural rubber latex for greater finger dexterity.
- Non finger fatigue. Keeps the hands cool and comfortable.
- Pre powder / powder free gloves can be supplied on request.
- Size: 6, 6.5, 7, 7.5, 8.



DISPOSABLE EXAMINATION GLOVES

Model No : DS-064

FEATURES


- Manufactured from ultra thin HDPE.
- Sterile/Disposable.
- Individual Packed / Printed box packing of 100.pcs.or Bulk Packed.



MISCELLANEOUS

DISPOSABLE FACE MASK

Model No : DS-065



Lakshaya
Enterprise

FEATURES

- Made from soft non-woven cloth.
- Double layer mask offering excellent bacterial filtration efficiency.
- Super smooth soft ultrasonically welded mask is most comfortable during use.
- Sterile & Non Sterile/ Disposable.



DISPOSABLE HEAD CAP

Model No : DS-066

FEATURES

- Manufactured from, soft non-woven green/blue cloth.
- Specially designed to protect the patient against dropping of hair of the doctors and other attending staff.
- Provided with stitched interlocking adaptable elastic for better grip.




lakshaya.enterprise@gmail.com

Images shown above are for indicative purpose only!

MISCELLANEOUS

DISPOSABLE SHOE COVER

Model No : DS-067



Lakshaya
Enterprise

FEATURES

- Made from HDPE/Non-woven Fabric / Plastic.
- Easy to wear.
- Fits either foot.
- Universal Size.
- Colour: Blue



BED PAN

Model No : DS-068

FEATURES

- It is made from tough, high grade plastic and is specially designed for utmost human comfort, durable for repeated use, easy to clean and store and suitable for children & adults.
- Size: Standard



lakshaya.enterprise@gmail.com

Images shown above are for indicative purpose only!

MISCELLANEOUS

URINE POT - MALE

Model No : DS-069

FEATURES

- Easy fit cover for Hygiene and Odourless.
- Easy carry handle.
- Can be stored in standing or lying position.



URINE POT - FEMALE

Model No : DS-070

FEATURES


- Easy fit cover for Hygiene and Odourless.
- Easy carry handle.
- Can be stored in standing or lying position.



MISCELLANEOUS

LARYNGOSCOPE MILLER

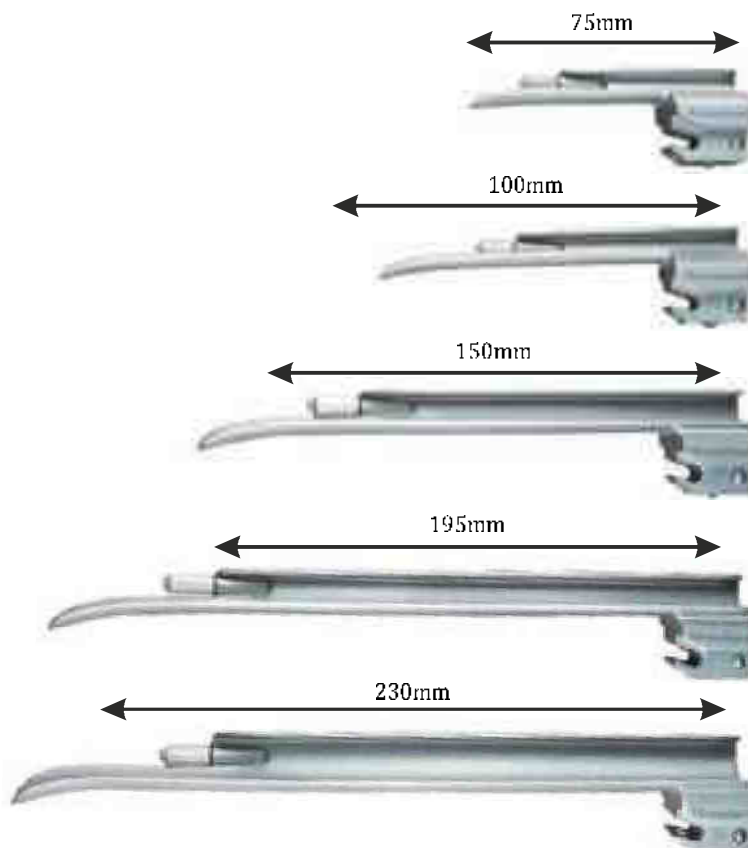
Model No : DS-071



Lakshaya
Enterprise



**Stainless Steel Blades
and Handle**



Advantages:

- Blades and contacts of stainless steel, therefore wear-resistar
- Can be sterilized upto 180°C
- Optimal exploitation of light-source

Now also available in LED

- Advantages:
- 1.Very Low Battery consumption, enhancing battery life.
- 2. Higher LUX.
- 3. Available in White light, warm white light.


lakshaya.enterprise@gmail.com

Images shown above are for indicative purpose only!

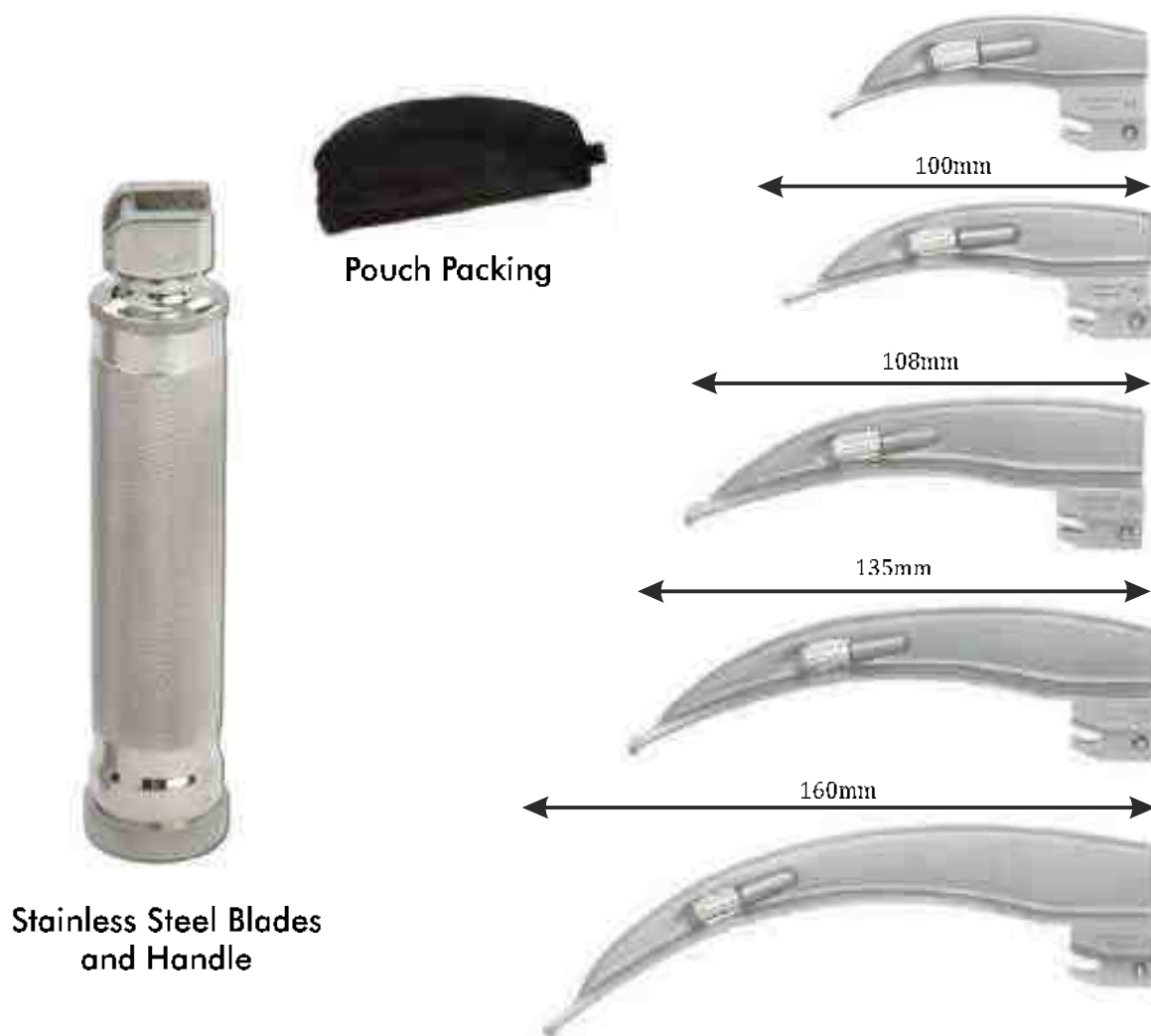
MISCELLANEOUS

LARYNGOSCOPE MCINTOSH

Model No : DS-072



Lakshaya
Enterprise



Advantages:

- Blades and contacts of stainless steel, therefore wear-resistant
- Can be sterilized upto 180°C
- Optimal exploitation of light-source

Now also available in LED

- Advantages:
- 1.Very Low Battery consumption, enhancing battery life.
- 2. Higher LUX.
- 3. Available in White light, warm white light.

lakshaya.enterprise@gmail.com

MISCELLANEOUS

LARYNGOSCOPE FIBRE OPTICS

Model No : DS-073



- Laryngoscope Mc-Intosh is a self-contained Class - 1 medical device for endo-tracheal intubation.
- All blades & Handles are made from 304 Grade Stainless steel.
- The Device is made on GREEN STANDARDS & conforms to the ISO fitment Standards and is available in various sizes, MC-0,1,2,3,4,5 (with one, two, three, or four Fibre optic blades in a set) according to patient's size. Spares available separately.
- The Device is sold without batteries (Use standard "C" Type Alkaline battery, 1.5 volts DC). They are required to power the Halogen Bulb, illuminating the oral cavity for better viewing.
- Light is not indispensable to operate but only enhances/simplifies operations.

MISCELLANEOUS

RESUSCITATOR SILICON (AUTOCLAVABLE)

Model No : DS-074

Resuscitator Box



Infant



Child



Adult



Silicon
Tubing




Reservoir Bag



Resuscitator Masks
(Different Sizes)

CONSUMABLES



Lakshaya
Enterprise

PLASTER OF PARIS BANDAGE(F.O.P)

Model No : DS-075

- Material: sizing gauze + plaster.
- It will be setting within short time, and has good shaping and stability
- Size: 5cm x 2.7m, 7.5cm x 2.7m, 10cm x 2.7m, 15cm x 2.7m, 20cm x 2.7m



ZINC OXIDE ADHESIVE PLASTER

Model No : DS-076

- It's made of cotton, Non woven, silk, paper, PE film and zinc oxide (With/Without spool and cover, White/Skin color.
- Strong, 100% cotton woven backing is durable with high tensile strength
- Hypoallergenic and latex-free.
- Size 1.5/2.5/5/7.5/10/15/20cm x 4/4.5/5/10m



ABSORBENT COTTON WOOL

Model No : DS-077

- 100% cotton, Snow-white appearance, Soft, Strongly absorbent.
- It is designed as surgical dressing, for cleaning and sterilizing wound
- Individually packed in medical paper or in poly bag
- Size 25/50/100/500/1000gm



COTTON BALLS

Model No : DS-078


- 100% Cotton
- Packing 5pcs, 10pcs/pouch, 100, 500pcs/poly bag Sterility
- Sterile and Non sterile
- Size 0.5/0.6/1gm



lakshaya.enterprise@gmail.com

Images shown above are for indicative purpose only!

CONSUMABLES



Lakshaya
Enterprise

GAUZE BANDAGE

Model No : DS-079

- Bandage rolls are made of pure 100% cotton yarn, through high temperature and pressure degreased and bleached, ready-cut, superior absorbency. Comes with x-ray thread and without x-ray thread
- Available in different sizes with different mesh sizes



ABSORBENT GAUZE ROLLS

Model No : DS-080

- Bandage rolls are made of pure 100% cotton yarn, through high temperature and pressure degreased and bleached, ready-cut, superior absorbency. Comes with x-ray thread and without x-ray thread
- Available in different sizes with different mesh sizes



ELASTIC ADHESIVE BANDAGES

Model No : DS-081

- Cotton and urethane elastic fiber.
- 50g, 60g, 70g, 80g, 90g, 110g, 120g/m²
- White/Blue/Red/Yellow/Black/Pink.
- Size 5/7.5/10/15/20cm x 4.5m



COTTON CREPE BANDAGES

Model No : DS-082

- 100% cotton,
- 70g, 75g, 80g, 90g, 100g, 105g, 120g/m²,
- With/Without clips, Bleached/Unbleached/Skin color.
- Size 5/7.5/10/15/20cm x 4m and 5/7.5/10/15/20cm x 4.5m





Lakshaya Enterprise

Add.: No # 9, DDA Market, Opposite Government Press,
Mayapuri, New Delhi - 110064, India

Email ID: lakshaya.enterprise@gmail.com, lakshaya.enterprise02@gmail.com
lakshaya.enterprise03@gmail.com

Mobile No.: +91-9311302145 website: www.lakshayaenterprise.com